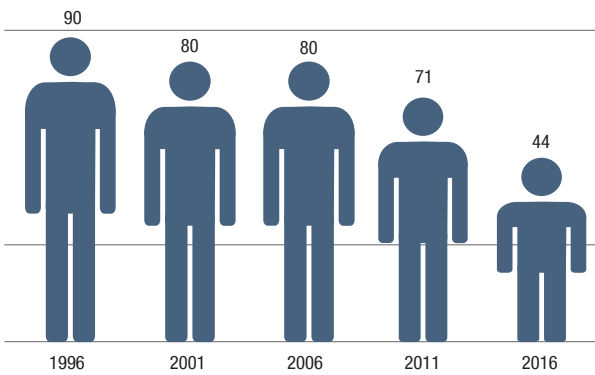


EASTERVILLE

Easterville is a Northern Community located beside the Chemawawin Cree Nation, on Highway 327. The community was formed in the early 1960's on the shores of Cedar Lake due to Hydro developments in the area. Commercial fishing is important to the region.

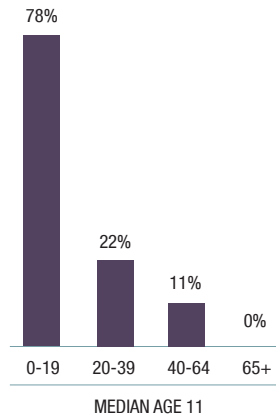
POPULATION CHANGE

Since 1996, population has decreased by 46 people
2016 Median Age = 11



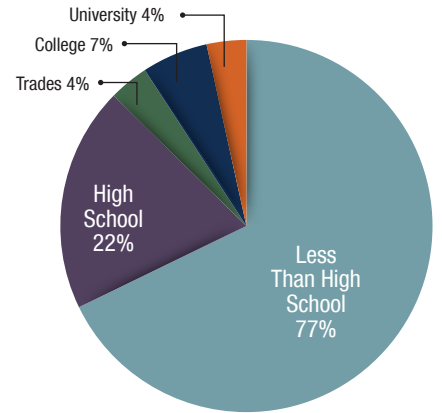
POPULATION BY AGE

2016 total population



EDUCATIONAL ATTAINMENT

2016 total population 15 year and over - 765
(INCLUDES EASTERVILLE AND CHEMAWAWIN FIRST NATIONS)



MEDIAN MONTHLY SHELTER COSTS 2016 - OWNED DWELLING

\$417*

MEDIAN MONTHLY SHELTER COSTS 2016 - RENTED DWELLING

\$375*

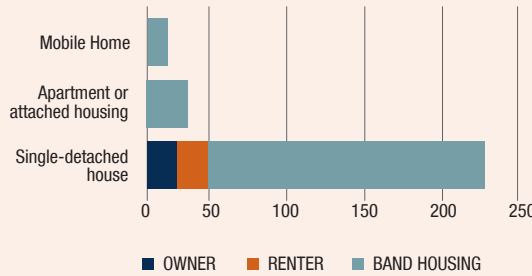
MEDIAN VALUE OF DWELLINGS IN 2016

\$200,162*

*DATA FOR DIVISION NO. 22, UNORGANIZED

HOUSING TYPE IN 2016

CHEMAWAWIN FIRST NATIONS, NO DATA AVAILABLE FOR EASTERVILLE



MEDIAN HOUSEHOLD INCOME

*2016 → **\$40,576**

*2011 → **\$28,275**

*2006 → **\$36,821**

*2001 → **\$22,528**

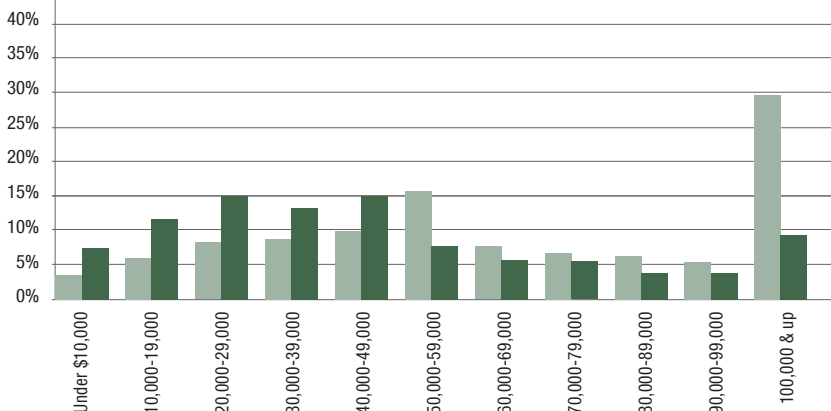
*1996 → **\$21,568**

*MEDIAN INCOME FOR CHEMAWAWIN FIRST NATIONS (NO DATA AVAILABLE FOR EASTERVILLE)

HOUSEHOLD INCOME

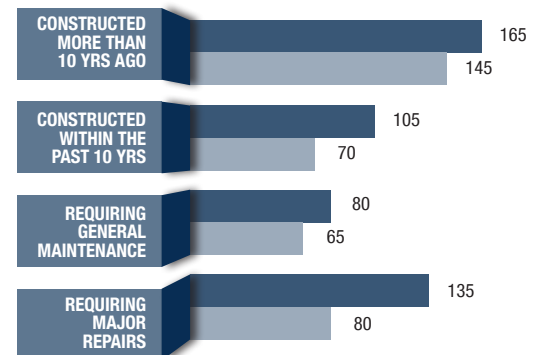
2016 Private Households

■ CHAMAWAWIN FIRST NATIONS ■ MANITOBA
NO DATA AVAILABLE FOR EASTERVILLE



PRIVATE DWELLING CHARACTERISTICS

■ 2016 ■ 2006



INDUSTRY HIGHLIGHTS

FOR CHEMAWAWIN FIRST NATIONS, NO DATA AVAILABLE FOR EASTERVILLE

TOP 5 LARGEST INDUSTRIES

Education

Public Administration

Healthcare

Forestry, fishing and hunting


Construction

GROWING INDUSTRIES

(GROWTH OF OVER 10 JOBS FROM 2006-2016)

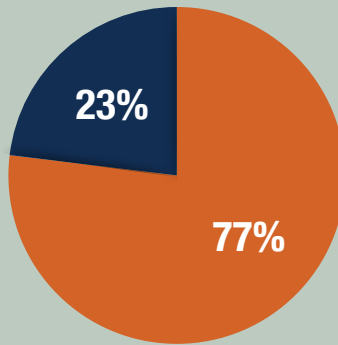
Education

Manufacturing



EMPLOYMENT

260 People in the Labour Force in 2016
population 15 years and older
*DATA AVAILABLE FOR CHEMAWAWIN FIRST NATIONS ONLY



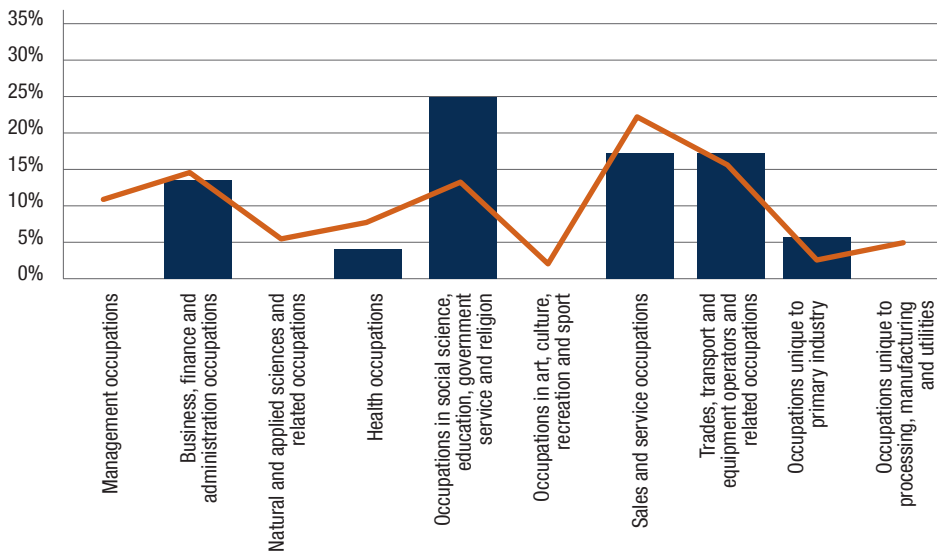
Employed Unemployed



LABOUR FORCE BY OCCUPATION

Percentage of labour force – 2016

■ CHEMAWAWIN FIRST NATIONS
NO DATA AVAILABLE FOR EASTERVILLE
■ MANITOBA



FOOTNOTES:

1. DATA SOURCE (UNLESS NOTED OTHERWISE) STATISTICS CANADA, CENSUS OF POPULATION, 2016 CATALOGUE NO. 98-316-X2016001
2. DATA SOURCE FOR POPULATION AND INCOME: STATISTICS CANADA, CENSUS OF POPULATION, 2016 CATALOGUE NO. 98-316-X2016001; 2011 NHD, CATALOGUE NO. 99-004-XWE; 2006 COMMUNITY PROFILES; 2001 COMMUNITY PROFILES AND 1996 PROFILE OF CENSUS DIVISIONS AND SUBDIVISIONS.
3. DATA SOURCE FOR LABOUR: STATISTICS CANADA, CENSUS OF POPULATION, 2016 CATALOGUE NO. 98-316-X2016001; 2006 COMMUNITY PROFILES.
4. DATA ROUNDING WILL IMPACT TOTALS AND PERCENTAGES, MOST NOTABLY IN SMALLER COMMUNITIES.

COMMUTING FLOW

# OF WORKERS	RESIDENCE	PLACE OF WORK
75	Chemawawin	Chemawawin
75	Chemawawin	Unorganized*

*DIVISION NO. 21, UNORGANIZED

LABOUR FORCE BY INDUSTRY

CHEMAWAWIN FIRST NATIONS

INDUSTRY	PERSONS IN LABOUR FORCE IN 2016	CHANGE IN LABOUR FORCE 2006-2016
Educational services	60	15
Public administration	45	-35
Healthcare and social assistance	35	5
Agriculture, forestry, fishing and hunting	15	5
Construction	15	-15
Administrative and support, waste management	15	-5
Utilities	10	0
Manufacturing	10	10
Retail trade	10	-10
Transportation and warehousing	10	0
Mining and oil and gas extraction	0	0
Wholesale trade	0	0
Information and cultural industries	0	0
Finance and insurance	0	0
Real estate and rental and leasing	0	0
Professional, scientific and technical	0	0
Management of companies	0	0
Arts, entertainment and recreation	0	0
Accommodation and food services	0	-10
Other services (except public administration)	0	0

BUSINESS HIGHLIGHTS (Division No. 21)

BUSINESS TYPE	NUMBER OF BUSINESSES	NUMBER OF JOBS
Educational services	15	950+
Copper-zinc ore mining	3	600+
Social assistance services (including Day Care)	31	550+
Non-ferrous metal foundries	1	500+
General hospitals	3	450+
Restaurants and drinking places	40	400+
Nursing and residential care facilities	10	400+
Building construction	36	350+
Aboriginal public administration	6	300+
Traveller accommodations	48	300+
Grocery and beverage stores	16	300+
Local, municipal and regional public administration	7	300+
Ambulatory health care services	41	250+
Seafood, food and beverage product wholesalers	7	250+
Paper mills	1	200+
Motor vehicle and parts dealers	17	200+
Real estate	155	200+
Truck transportation	28	200+
Rail transportation	3	150+
Support activities for mining	12	150+
Air transportation	10	150+
Fishing, hunting and trapping	39	100+

Footnote:

1. This list of businesses are located in Division No. 21 and have a corporate income tax account, payroll deduction account, GST account, report business income on personal income tax, or are a charity.
2. Data source: December 2019 Business Location Counts by CSD (Manitoba)

INFRASTRUCTURE / UTILITIES

TELECOMMUNICATIONS

Telephone (Landline and cell service)
 Satellite internet
 Carriers: Bell MTS, Xplornet
 Comstream



ELECTRICITY

Manitoba Hydro



HIGHWAYS

#327-gravel 21 km to #60 (RTAC)



FREIGHT CARRIERS

Gardewine North - <http://www.gardewine.com/>



AIRPORTS

Unattended emergency gravel airstrip is located on the edge of the community.



WATER/WASTEWATER

Source: Well water is chlorinated and pumped to two pumphouses and a standpipe.



TOTAL NUMBER OF JOBS (Division No. 21)

Over 9,000

TOTAL NUMBER OF BUSINESSES (Division No. 21)

1182



BUSINESS OPPORTUNITIES

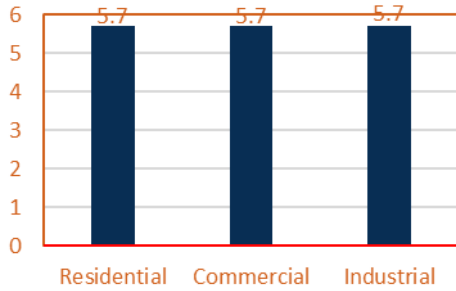
Easterville Community Council

Contact: Darlene Thomas

Phone: (204) 329-2080

TAXES

MUNICIPAL MILL RATE



PROVINCIAL INCOME TAX

Up to \$33,389 = 10.80%
Up to \$72,164 = 12.75%
Over \$72,164 = 17.40%
PROVINCIAL SALES TAX
Federal GST = 5%
Provincial PST—7%

TAXABLE ASSESSMENT (2016) (Building, Property and Grants)

\$852,6120
Business Tax - 3.75%

LOCAL ATTRACTIONS AND EVENTS

Winter Days

Community Hall

Skating Rink

Baseball Diamonds

Playgrounds

Basketball Court

School Gym

ADDITIONAL COMMUNITY CONTACTS

Travel Manitoba - Manitoba North	www.travelmanitoba.com/Manitoba-north
Nearest Accommodation	Grand Rapids
University College of the North	(204) 329-2420

COMMUNITY CONTACT

Easterville Community Council
Darlene Thomas
Box 116
Easterville, MB R0C 0V0
Phone: 204-329-2080
Email: eastervilleecc@xplornet.com



LOOK NORTH CONTACT

Contact your local Look North office for more detailed information about statistics or business data for your community. Your local contact is:

Ken Slobodian
Look North
15 Moak Crescent
Thompson, MB R8N 2B8
Phone: (204) 778-4138 ext. 253
Email: kslobodian@cedf.mb.ca