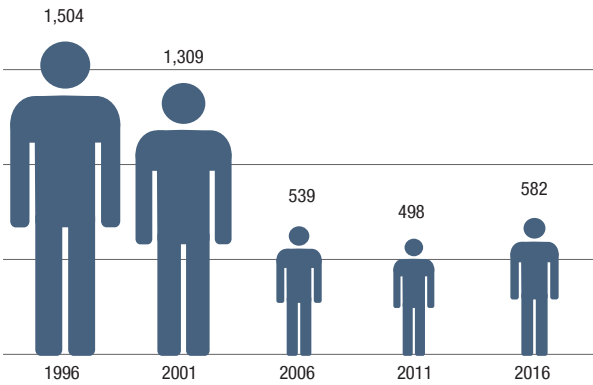


GRANVILLE LAKE

Granville Lake is a community located on a peninsula on the south shore of Granville Lake. Most people from this community are from the Mathias Colomb First Nation, and now live in nearby Leaf Rapids. The demographic data in this profile is for all people who live in Leaf Rapids.

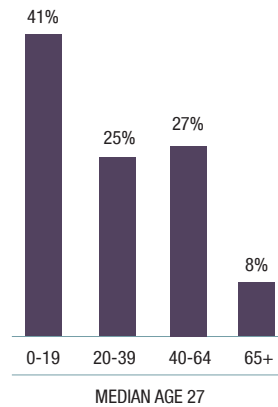
POPULATION CHANGE

Since 1996, population has decreased by 922 people.
2016 Median Age = 27



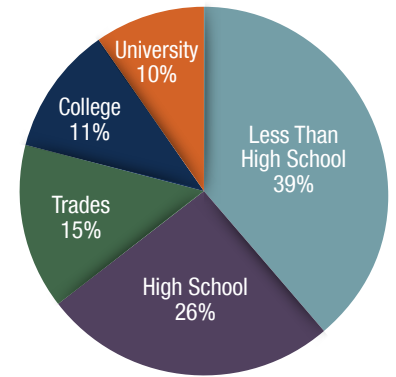
POPULATION BY AGE

2016 total population



EDUCATIONAL ATTAINMENT

2016 total population 15 year and over - 310



MEDIAN MONTHLY SHELTER COSTS 2016 - OWNED DWELLING

\$530

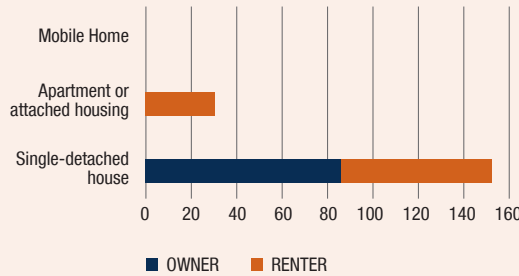
MEDIAN MONTHLY SHELTER COSTS 2016 - RENTED DWELLING

\$773

MEDIAN VALUE OF DWELLINGS IN 2016

\$29,991

HOUSING TYPE IN 2016



MEDIAN HOUSEHOLD INCOME

2016 → **\$53,888**

2011 → **n/a**

2006 → **\$40,019**

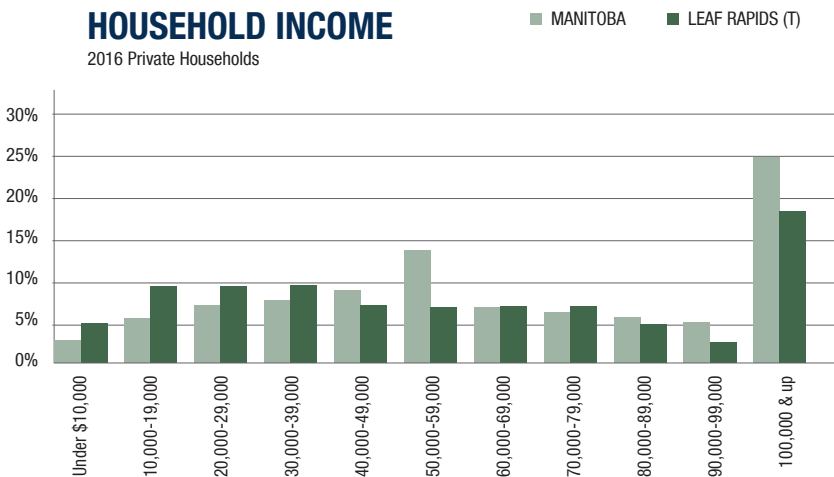
2001 → **\$67,910**

1996 → **\$73,384**

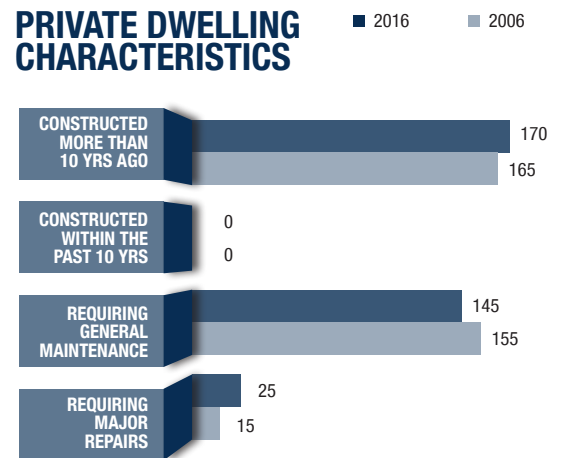


HOUSEHOLD INCOME

2016 Private Households

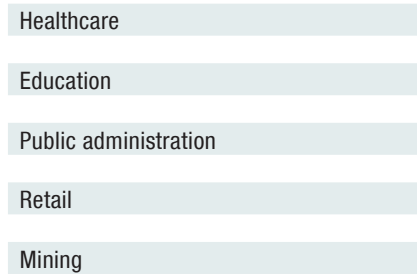


PRIVATE DWELLING CHARACTERISTICS



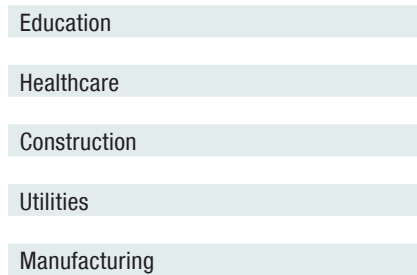
INDUSTRY HIGHLIGHTS

TOP 5 LARGEST INDUSTRIES



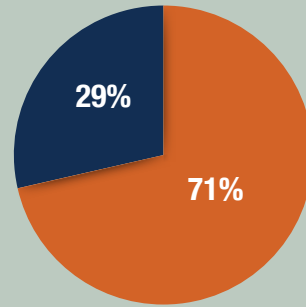
GROWING INDUSTRIES

(GROWTH OF OVER 10 JOBS FROM 2006-2016)



EMPLOYMENT

175 People in the Labour Force 15 years and older

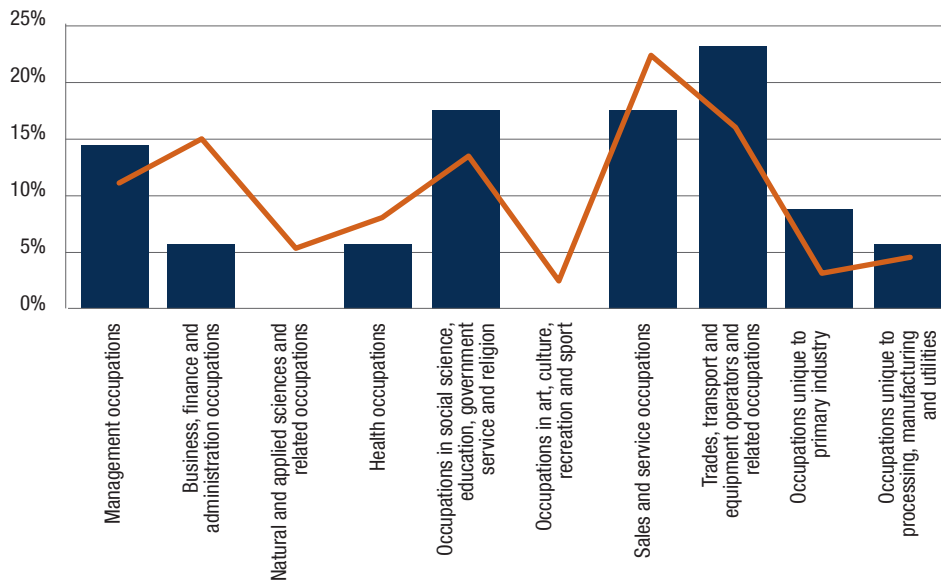


■ Employed ■ Unemployed



LABOUR FORCE BY OCCUPATION

Percentage of labour force – 2016



FOOTNOTES:

1. DATA SOURCE (UNLESS NOTED OTHERWISE) STATISTICS CANADA, CENSUS OF POPULATION, 2016 CATALOGUE NO. 98-316-X2016001
2. DATA SOURCE FOR POPULATION AND INCOME: STATISTICS CANADA, CENSUS OF POPULATION, 2016 CATALOGUE NO. 98-316-X2016001; 2011 NHD, CATALOGUE NO. 99-004-XWE; 2006 COMMUNITY PROFILES; 2001 COMMUNITY PROFILES AND 1996 PROFILE OF CENSUS DIVISIONS AND SUBDIVISIONS.
3. DATA SOURCE FOR LABOUR: STATISTICS CANADA, CENSUS OF POPULATION, 2016 CATALOGUE NO. 98-316-X2016001; 2006 COMMUNITY PROFILES.
4. DATA ROUNDING WILL IMPACT TOTALS AND PERCENTAGES, MOST NOTABLY IN SMALLER COMMUNITIES.

COMMUTING FLOW

# OF WORKERS	RESIDENCE	PLACE OF WORK
100	Leaf Rapids	Leaf Rapids

LABOUR FORCE BY INDUSTRY

INDUSTRY	PERSONS IN LABOUR FORCE IN 2016	CHANGE IN LABOUR FORCE 2006-2016
Educational services	35	0
Retail trade	30	20
Public administration	30	-10
Healthcare and social assistance	25	15
Agriculture, forestry, fishing and hunting	15	5
Mining and oil and gas extraction	15	5
Professional, scientific and technical	10	10
Administrative and support, waste management	10	10
Utilities	0	0
Construction	0	-10
Manufacturing	0	-20
Wholesale trade	0	-10
Transportation and warehousing	0	-10
Information and cultural industries	0	0
Finance and insurance	0	0
Real estate and rental and leasing	0	0
Management of companies	0	0
Arts, entertainment and recreation	0	0
Accommodation and food services	0	-10
Other services (except public administration)	0	-10

BUSINESS HIGHLIGHTS (Division No. 23)

BUSINESS TYPE	NUMBER OF BUSINESSES	NUMBER OF JOBS
Local public administration	13	500+
Educational services	3	150+
Traveller accommodations	13	150+
Grocery and convenience stores	13	150+
Community health centres	3	100+
Air transportation	2	100+
Lessors of residential and social housing	10	29-49
Civic and social organizations	9	26-41
Consulting services, research and development	4	23-49
Passenger rail transportation	1	20-49
General hospital	1	20-49
Specialty trade contractors	7	15-22
Petroleum products merchant wholesalers	2	11-23
Scenic and sightseeing transportation	2	11-19
Marine cargo hauling	2	11-19
Gift, novelty and souvenir stores	1	10-19
Waste treatment and disposal	1	10-19
Pharmacies and drug stores	2	10-18

Footnote:

1. This list of businesses are located in Division No. 23 and have a corporate income tax account, payroll deduction account, GST account, report business income on personal income tax, or are a charity.
2. Data source: December 2019 Business Location Counts by CSD (Manitoba)

TOTAL NUMBER OF JOBS (Division No. 23)
Over 1,500

TOTAL NUMBER OF BUSINESSES (Division No. 23)
147



BUSINESS OPPORTUNITIES

Granville Lake Community Council

Contact: Clarence Bighetty

Phone: (204) 473-6002

PO Box 203, Leaf Rapids, MB R0B 1W0

INFRASTRUCTURE / UTILITIES

TELECOMMUNICATIONS

Public Telephone (Landline)
 Digital satellite telecommunications services available.



Carriers: Bell MTS

ELECTRICITY

Manitoba Hydro



HIGHWAYS

Fly in only



FREIGHT CARRIERS

Gardewine North via Leaf Rapids - <http://www.gardewine.com/>



AIRPORTS

Access is by float plane or ski equipped aircraft only.
 Charter services available from Thompson, Lynn Lake or Leaf Rapids.



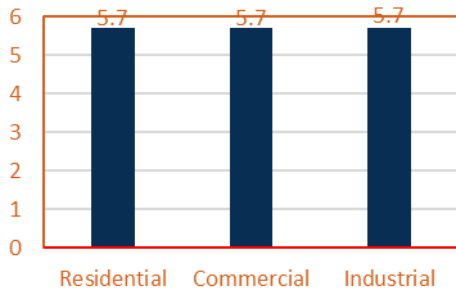
WATER/WASTEWATER

Water treatment plant is closed.
 Sewage is delivered from septic tanks and fields to the lagoon.



TAXES

MUNICIPAL MILL RATE



PROVINCIAL INCOME TAX

Up to \$33,389 = 10.80%
Up to \$72,164 = 12.75%
Over \$72,164 = 17.40%
PROVINCIAL SALES TAX
Federal GST = 5%
Provincial PST—7%

TAXABLE ASSESSMENT (2016) (Building, Property and Grants)

\$231,610
Business Tax - 3.75%

LOCAL ATTRACTIONS AND EVENTS

Fishing

Camping

Snowmobiling

ADDITIONAL COMMUNITY CONTACTS

Travel Manitoba -
Manitoba North

www.travelmanitoba.com/Manitoba-north

Nearest Accommodation
is in Leaf Rapids

(204) 473-2436

COMMUNITY CONTACT

Granville Lake Community Council
Clarence Bighetty
Box 203
Leaf Rapids, MB R0B 1W0

Phone: (204) 473-6002



LOOK NORTH CONTACT

Contact your local Look North office for more detailed information about statistics or business data for your community. Your local contact is:

Shannon Goulet
Look North Economic Development Advisor
Box 10548
Opaskwayak, MB R0B 2J0
Phone: (204) 627-8139 or (204) 620-0233
Email: sgoulet@cedf.mb.ca