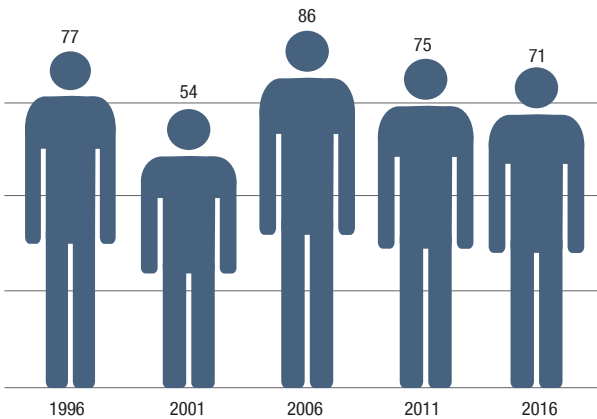


# NELSON HOUSE

Nelson House is an incorporated Northern Community, adjacent to the Nisichawayasihk Cree Nation. The community was started in the early 1970's when the Churchill River Diversion was built. The community is accessible from Highway 391, west of Thompson.

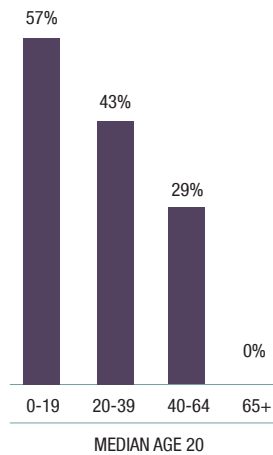
## POPULATION CHANGE

Since 1996, population has decreased by 6 people  
2016 Median Age = 20



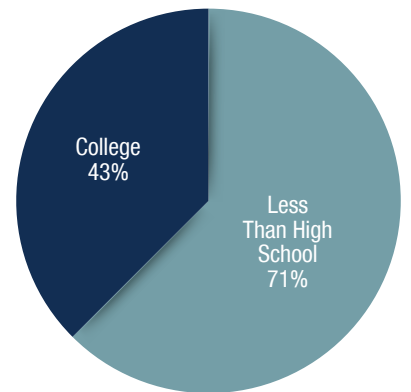
## POPULATION BY AGE

2016 total population



## EDUCATIONAL ATTAINMENT

2016 total population 15 year and over - 35



## MEDIAN MONTHLY SHELTER COSTS 2016 - OWNED DWELLING

**\$402\***

## MEDIAN MONTHLY SHELTER COSTS 2016 - RENTED DWELLING

**\$500\***

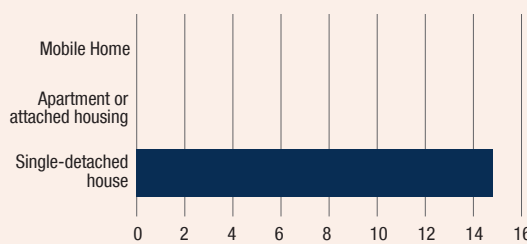
## MEDIAN VALUE OF DWELLINGS IN 2016

**\$200,162\***

\*DATA FOR DIVISION NO. 22, UNORGANIZED

## HOUSING TYPE IN 2016

Private Households



## MEDIAN HOUSEHOLD INCOME

2016 → **\$52,160**

2011 → **\$44,342**

2006 → **\$33,024**

2001 → **\$28,288**

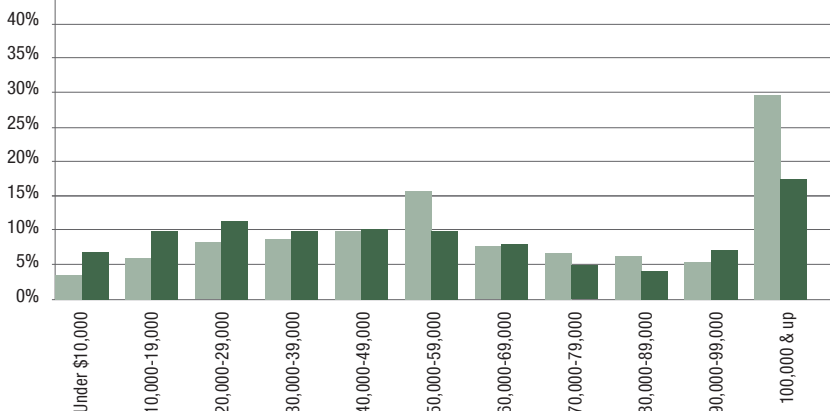
1996 → **\$26,016**

MEDIAN INCOME FOR NISICHAWAYASIHK CREE NATION (NO DATA AVAILABLE FOR IC NELSON HOUSE)

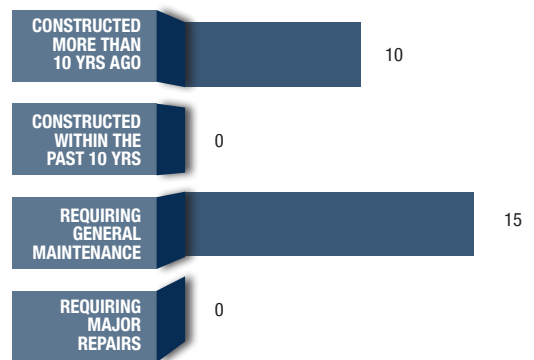
## HOUSEHOLD INCOME

2016 Private Households

MANITOBA NISICHAWAYASIHK CREE NATION



## 2016 PRIVATE DWELLING CHARACTERISTICS



## INDUSTRY HIGHLIGHTS

FOR NISICHAWAYSIHK CREE NATION, NO DATA AVAILABLE FOR IC NELSON HOUSE

### TOP 5 LARGEST INDUSTRIES

Healthcare

Education

Construction

Retail

Utilities

### GROWING INDUSTRIES

(GROWTH OF OVER 10 JOBS FROM 2006-2016)

Healthcare

Education

Construction

Retail

Utilities

Forestry, fishing and hunting

Real Estate

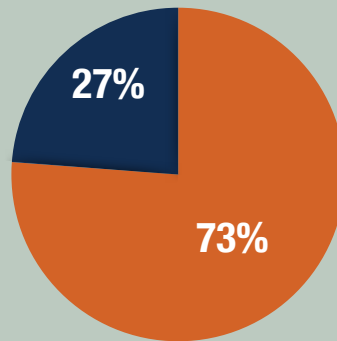
Accommodation and food

Manufacturing

Information and cultural industries

## EMPLOYMENT

\*740 people in the labour force in 2016  
population 15 years and older



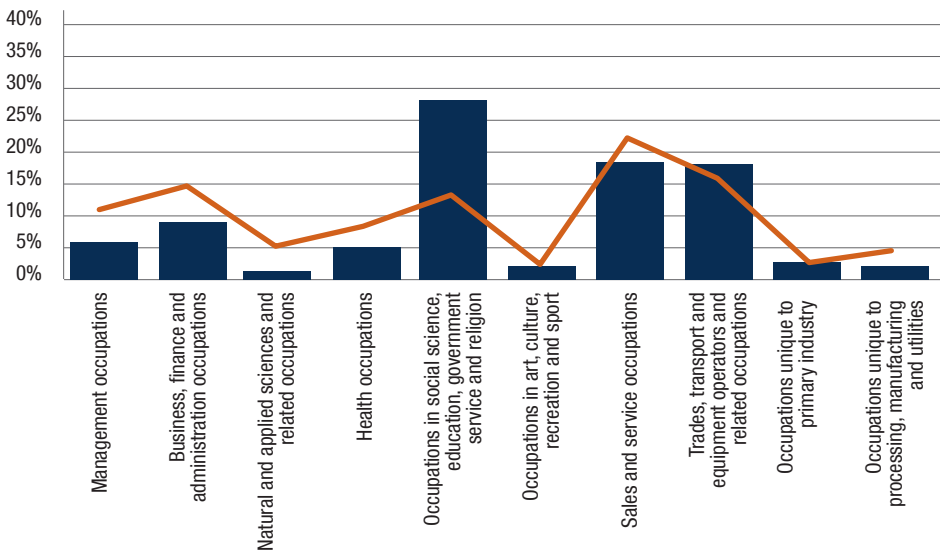
■ Employed ■ Unemployed  
\*Nisichawayasihk Cree Nation



## LABOUR FORCE BY OCCUPATION

Percentage of labour force – 2016

■ NISICHAWAYSIHK CREE NATION  
NO DATA AVAILABLE FOR IC NELSON HOUSE  
■ MANITOBA



#### FOOTNOTES:

1. DATA SOURCE (UNLESS NOTED OTHERWISE) STATISTICS CANADA, CENSUS OF POPULATION, 2016 CATALOGUE NO. 98-316-X2016001
2. DATA SOURCE FOR POPULATION AND INCOME: STATISTICS CANADA, CENSUS OF POPULATION, 2016 CATALOGUE NO. 98-316-X2016001; 2011 NHD, CATALOGUE NO. 99-004-XWE; 2006 COMMUNITY PROFILES; 2001 COMMUNITY PROFILES AND 1996 PROFILE OF CENSUS DIVISIONS AND SUBDIVISIONS.
3. DATA SOURCE FOR LABOUR: STATISTICS CANADA, CENSUS OF POPULATION, 2016 CATALOGUE NO. 98-316-X2016001; 2006 COMMUNITY PROFILES.
4. DATA ROUNDING WILL IMPACT TOTALS AND PERCENTAGES, MOST NOTABLY IN SMALLER COMMUNITIES.

## COMMUTING FLOW

# OF WORKERS	RESIDENCE	PLACE OF WORK
435	Nisichawayasihk CN	Nisichawayasihk CN
25	Thompson	Nisichawayasihk CN

## LABOUR FORCE BY INDUSTRY

FOR NISICHAWAYSIHK CREE NATION, NO DATA AVAILABLE FOR IC NELSON HOUSE

INDUSTRY	PERSONS IN LABOUR FORCE IN 2016	CHANGE IN LABOUR FORCE 2006-2016
Healthcare and social assistance	175	95
Educational services	145	80
Public administration	95	-15
Construction	55	15
Retail trade	35	15
Utilities	30	15
Agriculture, forestry, fishing and hunting	15	15
Real estate and rental and leasing	15	15
Arts, entertainment and recreation	15	5
Accommodation and food services	15	15
Manufacturing	10	10
Wholesale trade	10	0
Information and cultural industries	10	10
Finance and insurance	10	0
Professional, scientific and technical	10	0
Administrative and support, waste management	10	-10
Other services (except public administration)	10	0
Mining and oil and gas extraction	0	0
Transportation and warehousing	0	-15
Management of companies	0	-10

## BUSINESS HIGHLIGHTS

BUSINESS TYPE	NUMBER OF BUSINESSES	NUMBER OF JOBS
Community health centres	2	250+
Aboriginal public administration	1	150+
Highway, street and bridge construction	1	20-49
Consumer lending	1	20-49
Lessors of social housing projects	1	20-49
Management consulting services	1	20-49
Community care facilities for the elderly	1	20-49
Home centres	1	10-19

### Footnote:

1. This list of businesses are located in Nelson House and have a corporate income tax account, payroll deduction account, GST account, report business income on personal income tax, or are a charity.

2. Data source: December 2019 Business Location Counts by CSD (Manitoba)



**TOTAL NUMBER OF JOBS**  
**Over 500**

**TOTAL NUMBER OF BUSINESSES**  
**16**



## BUSINESS OPPORTUNITIES

### Incorporated Community of Nelson House

Contact: Bill Leonard, CAO

(204) 484-2023

## INFRASTRUCTURE / UTILITIES

### TELECOMMUNICATIONS

Telephone  
Satellite Internet  
Wireless radio  
Satellite cable TV  
Carriers: Bell MTS, Broadband Communications North, Shaw (Thompson)



### ELECTRICITY

Manitoba Hydro



### HIGHWAYS

#391 - A1

Winter Road map:  
<https://www.gov.mb.ca/mit/winter/maps.html>



### FREIGHT CARRIERS

Gardewine North - <http://www.gardewine.com/>



### AIRPORTS

Nearest airport is Thompson Airport (YTH)  
Phone: (204) 677-0720  
Carriers: Calm Air, Missinippi Air, Perimeter, Custom Helicopters Ltd., Fast Air, Wings Over Kississing, Northstar Air



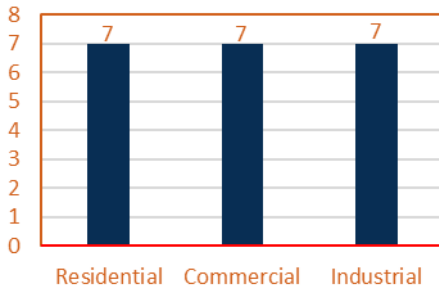
### WATER/WASTEWATER

Water source is filtered, chlorinated water from Footprint Lake.  
Solid waste is picked up weekly and delivered to nearby waste disposal site.



## TAXES

### MUNICIPAL MILL RATE



### PROVINCIAL INCOME TAX

Up to \$33,389	= 10.80%
Up to \$72,164	= 12.75%
Over \$72,164	= 17.40%

### PROVINCIAL SALES TAX

Federal GST	= 5%
Provincial PST	= 7%

### TAXABLE ASSESSMENT (2016) (Building, Property and Grants)

**\$926,540**

Local Business Tax - 4.0%

## LOCAL ATTRACTIONS AND EVENTS

Ball field and park

Beach

Community Hall

## ADDITIONAL COMMUNITY CONTACTS

Travel Manitoba  
Manitoba North

[https://www.travelmanitoba.com/  
manitoba-north/](https://www.travelmanitoba.com/manitoba-north/)

Incorporated Community of  
Nelson House

(204) 484-2023


Closest Accommodations

Thompson, MB

## COMMUNITY CONTACT

Bill Leonard, CAO  
Incorporated Community of Nelson House  
General Delivery  
Nelson House, MB R0B 1A0

Phone: (204) 484-2023



## LOOK NORTH CONTACT

Contact your local Look North office for more detailed information about statistics or business data for your community. Your local contact is:

Ken Slobodian  
Look North  
15 Moak Crescent  
Thompson, MB R8N 2B8  
Phone: (204) 778-4138 ext. 253  
Email: [kslobodian@cedf.mb.ca](mailto:kslobodian@cedf.mb.ca)