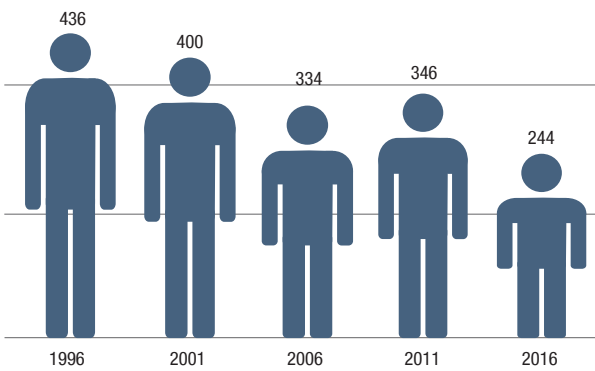


# CORMORANT

Cormorant is a Northern Community situated on the narrows between Cormorant Lake and Little Cormorant Lake. This community was originally a traditional campsite for many indigenous people. The area is important for fishing, trapping and forestry.

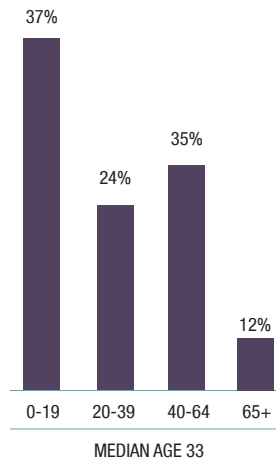
## POPULATION CHANGE

Since 1996, population has decreased by 192 people  
2016 Median Age = 33



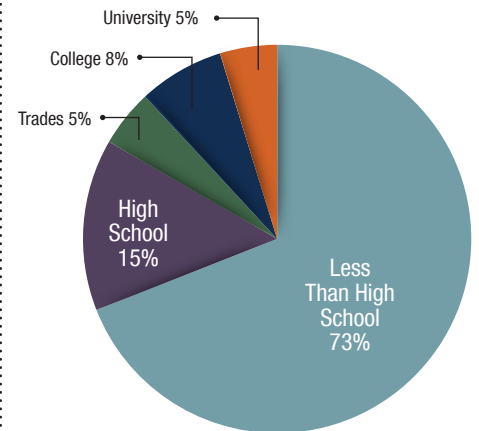
## POPULATION BY AGE

2016 total population



## EDUCATIONAL ATTAINMENT

2016 total population 15 year and over - 200



## MEDIAN MONTHLY SHELTER COSTS 2016 - OWNED DWELLING

**\$417\***

## MEDIAN MONTHLY SHELTER COSTS 2016 - RENTED DWELLING

**\$375\***

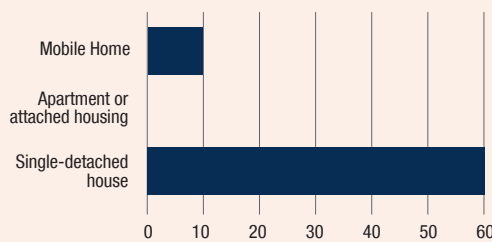
## MEDIAN VALUE OF DWELLINGS IN 2016

**\$200,162\***

\*DATA FOR DIVISION NO. 21, UNORGANIZED

## HOUSING TYPE IN 2016

Private Households



## MEDIAN HOUSEHOLD INCOME

\*2016 → **\$95,061**

2011 → **\$n/a**

2006 → **\$28,141**

2001 → **\$32,284**

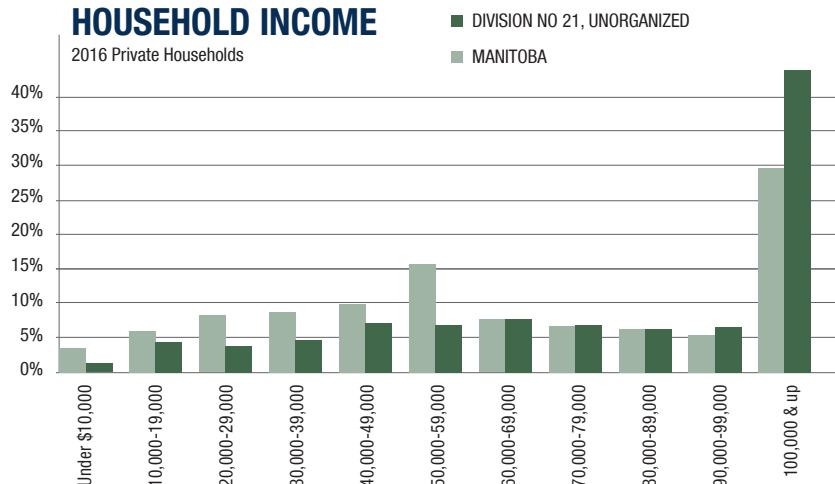
\*1996 → **\$45,791**

\*DATA FOR DIVISION NO 21, UNORGANIZED

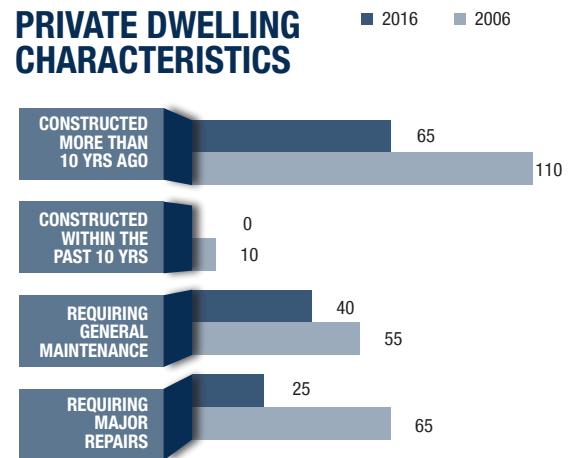


## HOUSEHOLD INCOME

2016 Private Households



## PRIVATE DWELLING CHARACTERISTICS



## INDUSTRY HIGHLIGHTS

### TOP 5 LARGEST INDUSTRIES

Construction

Education

Forestry, fishing and hunting

Utilities

Transportation


### GROWING INDUSTRIES

(GROWTH OF OVER 10 JOBS FROM 2006-2016)

Construction

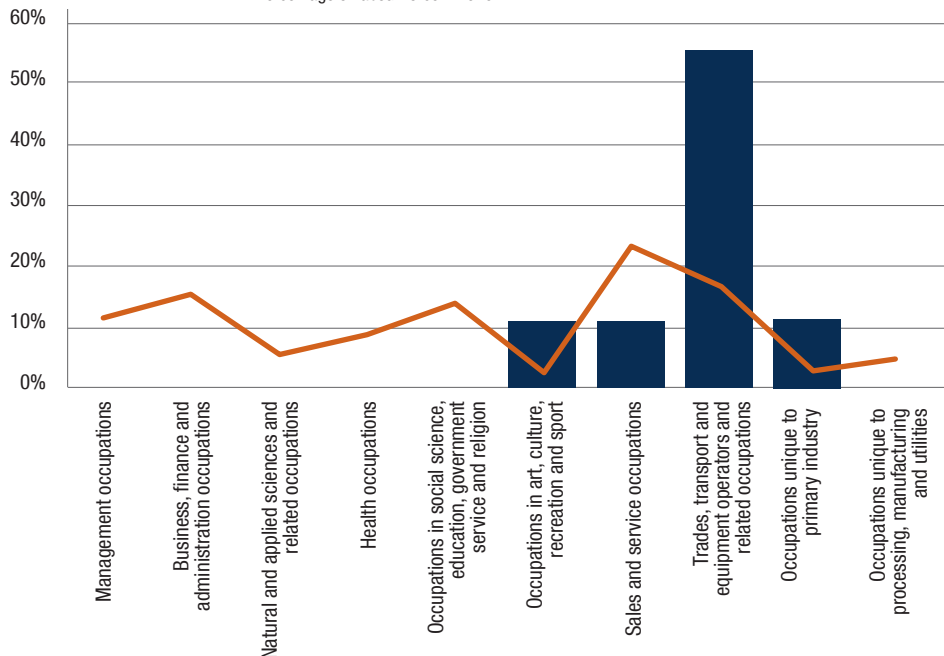
Forestry, fishing and hunting

Utilities



## LABOUR FORCE BY OCCUPATION

Percentage of labour force – 2016

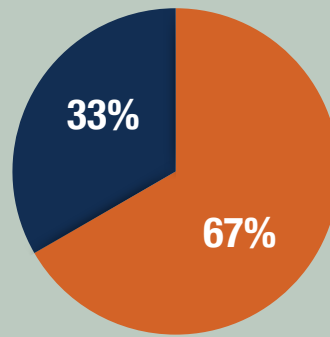


#### FOOTNOTES:

1. DATA SOURCE (UNLESS NOTED OTHERWISE) STATISTICS CANADA, CENSUS OF POPULATION, 2016 CATALOGUE NO. 98-316-X2016001
2. DATA SOURCE FOR POPULATION AND INCOME: STATISTICS CANADA, CENSUS OF POPULATION, 2016 CATALOGUE NO. 98-316-X2016001; 2011 NHD, CATALOGUE NO. 99-004-XWE; 2006 COMMUNITY PROFILES; 2001 COMMUNITY PROFILES AND 1996 PROFILE OF CENSUS DIVISIONS AND SUBDIVISIONS.
3. DATA SOURCE FOR LABOUR: STATISTICS CANADA, CENSUS OF POPULATION, 2016 CATALOGUE NO. 98-316-X2016001; 2006 COMMUNITY PROFILES.
4. DATA ROUNDING WILL IMPACT TOTALS AND PERCENTAGES, MOST NOTABLY IN SMALLER COMMUNITIES.

## EMPLOYMENT

90 People in the Labour Force in 2016  
population 15 years and older



Employed Unemployed



## COMMUTING FLOW

# OF WORKERS	RESIDENCE	PLACE OF WORK
50	Unorganized*	Unorganized*
20	Unorganized*	Opaskwayak CN
220	Unorganized*	The Pas
20	Unorganized*	Kelsey RM
200	Unorganized*	Flin Flon
20	Unorganized*	Snow Lake
75	Chemawawin	Unorganized*
20	The Pas	Unorganized*
115	Mosakahiken FN	Unorganized*

\*DIVISION NO. 21, UNORGANIZED

## LABOUR FORCE BY INDUSTRY

INDUSTRY	PERSONS IN LABOUR FORCE IN 2016	CHANGE IN LABOUR FORCE 2006-2016
Construction	25	25
Educational services	15	-15
Agriculture, forestry, fishing and hunting	10	10
Utilities	10	10
Retail trade	10	-10
Transportation and warehousing	10	0
Healthcare and social assistance	10	0
Mining and oil and gas extraction	0	0
Manufacturing	0	-35
Wholesale trade	0	0
Information and cultural industries	0	0
Finance and insurance	0	0
Real estate and rental and leasing	0	0
Professional, scientific and technical	0	0
Management of companies	0	0
Administrative and support, waste management	0	0
Arts, entertainment and recreation	0	0
Accommodation and food services	0	0
Other services (except public administration)	0	-10
Public administration	0	-30

## BUSINESS HIGHLIGHTS (Division No. 21)

BUSINESS TYPE	NUMBER OF BUSINESSES	NUMBER OF JOBS
Educational services	15	950+
Copper-zinc ore mining	3	600+
Social assistance services (including Day Care)	31	550+
Non-ferrous metal foundries	1	500+
General hospitals	3	450+
Restaurants and drinking places	40	400+
Nursing and residential care facilities	10	400+
Building construction	36	350+
Aboriginal public administration	6	300+
Traveller accommodations	48	300+
Grocery and beverage stores	16	300+
Local, municipal and regional public administration	7	300+
Ambulatory health care services	41	250+
Seafood, food and beverage product wholesalers	7	250+
Paper mills	1	200+
Motor vehicle and parts dealers	17	200+
Real estate	155	200+
Truck transportation	28	200+
Rail transportation	3	150+
Support activities for mining	12	150+
Air transportation	10	150+
Fishing, hunting and trapping	39	100+

Footnote:

1. This list of businesses are located in Division No. 21 and have a corporate income tax account, payroll deduction account, GST account, report business income on personal income tax, or are a charity.
2. Data source: December 2019 Business Location Counts by CSD (Manitoba)

## INFRASTRUCTURE / UTILITIES

### TELECOMMUNICATIONS

Telephone (Landline)  
Satellite internet  
Carriers: Bell MTS, Xplornet



### ELECTRICITY

Manitoba Hydro



### HIGHWAYS

#287 - gravel 39 km, then B1 19 km to #10 Hwy ((RTAC)



### RAILWAYS/FREIGHT CARRIERS

From The Pas - Via Rail - <https://www.viarail.ca/en/explore-our-destinations/stations/prairies-and-northern-manitoba/list>  
Gardewine North - <http://www.gardewine.com/>



### AIRPORTS

Closest airport is 48 km (The Pas Airport)



### WATER/WASTEWATER

Source: Well water is filtered, chlorinated and pumped through a distribution system.  
Sewage is treated by a lagoon (north side) and an extended aeration treatment plant (south side).



TOTAL NUMBER OF JOBS (Division No. 21)

**Over 9,000**

TOTAL NUMBER OF BUSINESSES (Division No. 21)

**1182**



## BUSINESS OPPORTUNITIES

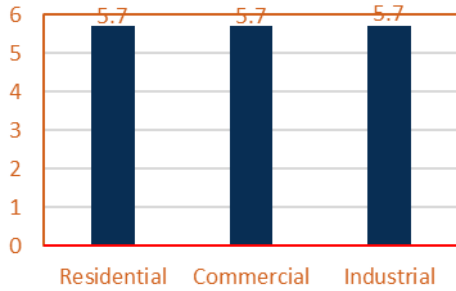
**Cormorant Community Council**

Contact: CAO Rikki Genaille

Phone: (204) 357-2145

## TAXES

### MUNICIPAL MILL RATE



### PROVINCIAL INCOME TAX

Up to \$33,389 = 10.80%
Up to \$72,164 = 12.75%
Over \$72,164 = 17.40%
<b>PROVINCIAL SALES TAX</b>
Federal GST = 5%
Provincial PST—7%

### TAXABLE ASSESSMENT (2016) (Building, Property and Grants)

<b>\$3,208,100</b>
Business Tax - 3.75%

## LOCAL ATTRACTIONS AND EVENTS

Community Hall
Park
Arena
Baseball Diamond
School Gym

## ADDITIONAL COMMUNITY CONTACTS

Travel Manitoba - Manitoba North	<a href="http://www.travelmanitoba.com/Manitoba-north">www.travelmanitoba.com/Manitoba-north</a>
Cormorant Lodge	(204) 357-2171
Cormorant Campsite	(204) 357-2050

## COMMUNITY CONTACT

Cormorant Community Council  
 CAO Rikki Genaille  
 Box 1  
 Cormorant, MB R0B 0G0  
 Phone: 204-357-2145  
 Email: [cormorantcc@xplornet.com](mailto:cormorantcc@xplornet.com)



## LOOK NORTH CONTACT

Contact your local Look North office for more detailed information about statistics or business data for your community. Your local contact is:

Shannon Goulet  
 Look North Economic Development Advisor  
 Box 10548  
 Opaskwayak, MB R0B 2J0  
 Phone: (204) 627-8139 or (204) 620-0233  
 Email: [sgoulet@cedf.mb.ca](mailto:sgoulet@cedf.mb.ca)