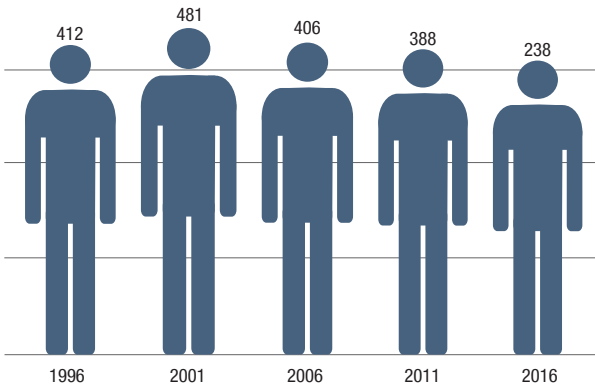


# CROSS LAKE

The Incorporated Community of Cross Lake is a Northern Community located on Provincial Road 374 where the Nelson River enters Cross Lake. Neighbour Cross Lake First Nation sits adjacent to the community and the area is an important fishing and trapping region.

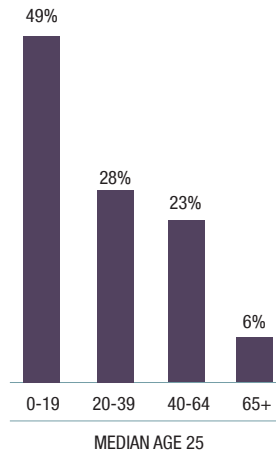
## POPULATION CHANGE

Since 1996, population has decreased by 174 people  
2016 Median Age = 25



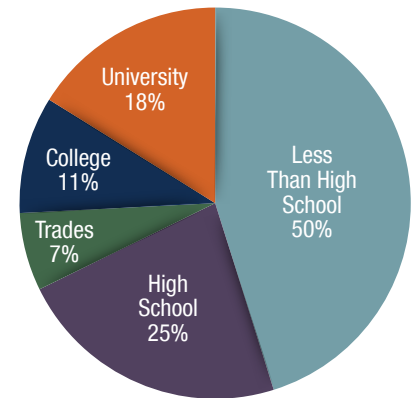
## POPULATION BY AGE

2016 total population



## EDUCATIONAL ATTAINMENT

2016 total population 15 year and over - 140



## MEDIAN MONTHLY SHELTER COSTS 2016 - OWNED DWELLING

**\$449**

## MEDIAN MONTHLY SHELTER COSTS 2016 - RENTED DWELLING

**\$610**

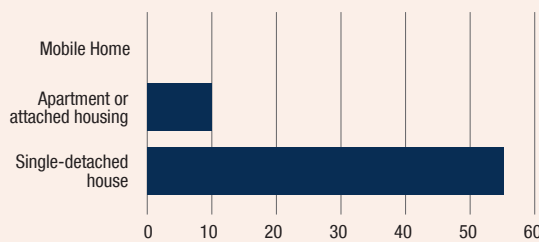
## MEDIAN VALUE OF DWELLINGS IN 2016

**\$200,162\***

\*DATA FOR DIVISION NO. 22, UNORGANIZED

## HOUSING TYPE IN 2016

Private Households



## MEDIAN HOUSEHOLD INCOME

2016 → **\$79,616**

2011 → **n/a**

\*2006 → **\$51,461**

\*2001 → **\$39,828**

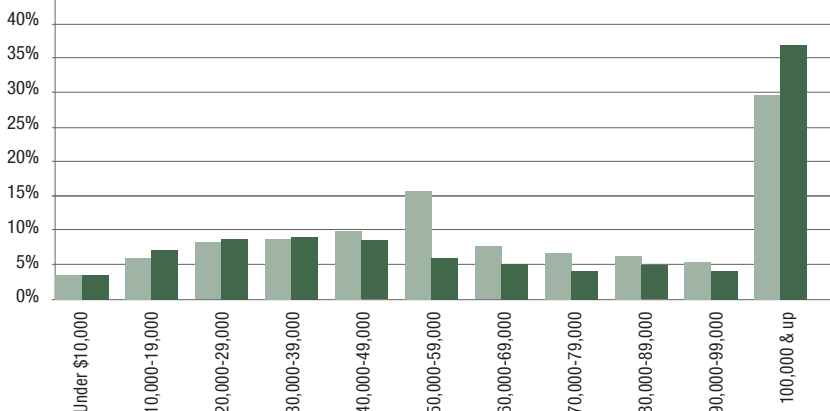
\*1996 → **\$35,324**

\*MEDIAN INCOME FOR DIVISION NO. 22, UNORGANIZED (NO DATA AVAILABLE FOR IC OF CROSS LAKE)

## HOUSEHOLD INCOME

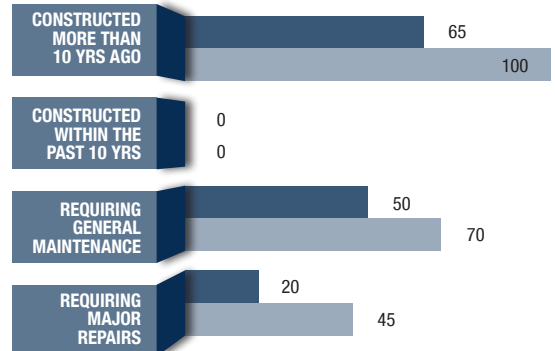
2016 Private Households

MANITOBA DIVISION NO. 22 UNORGANIZED



## PRIVATE DWELLING CHARACTERISTICS

2016 2006



## INDUSTRY HIGHLIGHTS

FOR DIVISION NO. 22, UNORGANIZED

### TOP 5 LARGEST INDUSTRIES

Education

Public administration

Healthcare

Construction

Retail

### GROWING INDUSTRIES

(GROWTH OF OVER 10 JOBS FROM 2006-2016)

Accommodation and food services

Construction

Mining

Public administration

Education

Healthcare

Transportation

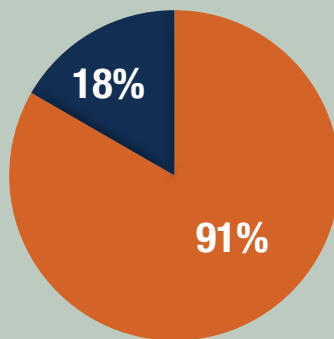
Other services

Utilities

Wholesale

## EMPLOYMENT

55 People in the Labour Force in 2016  
population 15 years and older



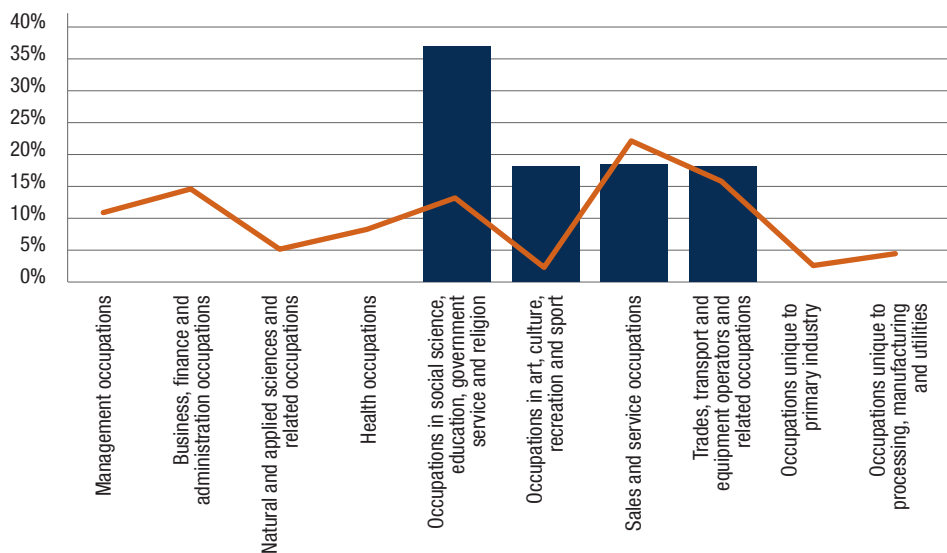
Employed Unemployed



## LABOUR FORCE BY OCCUPATION

Percentage of labour force – 2016

INCORPORATED COMMUNITY OF CROSS LAKE  
MANITOBA



#### FOOTNOTES:

1. DATA SOURCE (UNLESS NOTED OTHERWISE): STATISTICS CANADA, CENSUS OF POPULATION, 2016 CATALOGUE NO. 98-316-X2016001
2. DATA SOURCE FOR POPULATION AND INCOME: STATISTICS CANADA, CENSUS OF POPULATION, 2016 CATALOGUE NO. 98-316-X2016001; 2011 NHD, CATALOGUE NO. 99-004-XWE; 2006 COMMUNITY PROFILES; 2001 COMMUNITY PROFILES AND 1996 PROFILE OF CENSUS DIVISIONS AND SUBDIVISIONS.
3. DATA SOURCE FOR LABOUR: STATISTICS CANADA, CENSUS OF POPULATION, 2016 CATALOGUE NO. 98-316-X2016001; 2006 COMMUNITY PROFILES.
4. DATA ROUNDING WILL IMPACT TOTALS AND PERCENTAGES, MOST NOTABLY IN SMALLER COMMUNITIES.

## COMMUTING FLOW

# OF WORKERS	RESIDENCE	PLACE OF WORK
50	Cross Lake	Cross Lake

## LABOUR FORCE BY INDUSTRY

FOR DIVISION NO. 22, UNORGANIZED

INDUSTRY	PERSONS IN LABOUR FORCE IN 2016	CHANGE IN LABOUR FORCE 2006-2016
Educational services	160	20
Public administration	125	25
Healthcare and social assistance	110	15
Construction	85	30
Retail trade	80	-15
Accommodation and food services	65	40
Transportation and warehousing	55	10
Mining and oil and gas extraction	50	30
Other services (except public administration)	45	10
Agriculture, forestry, fishing and hunting	40	-75
Utilities	25	10
Administrative and support, waste management	25	0
Manufacturing	15	5
Professional, scientific and technical	15	5
Wholesale trade	10	10
Information and cultural industries	10	0
Real estate and rental and leasing	10	-5
Finance and insurance	0	-10
Management of companies	0	0
Arts, entertainment and recreation	0	0

## BUSINESS HIGHLIGHTS (Division No. 22)

BUSINESS TYPE	NUMBER OF	NUMBER OF
Aboriginal public administration	21	1750+
Schools and educational services	9	980+
Social services (including day cares)	31	650+
General hospitals	2	550+
Restaurants and drinking places	39	550+
Grocery, convenience and liquor stores	22	550+
Nickel copper ore mining	1	500+
Hydro-electric power generation	1	500+
Ambulatory health care services	43	450+
Nursing and residential care facilities	14	300+
Civic and social organizations	43	250+
Federal government public administration	2	250+
Radio broadcasting	4	250+
Air transportation	8	250+
Traveller accommodations	22	200+
Local, municipal and regional public administration	3	200+
Machinery, automotive and equipment repairs	28	200+
Business support services	9	200+
General merchandise stores	9	200+
Real estate	111	200+
Heavy and civil engineering construction	10	150+
Gasoline stations	10	150+
Motor vehicle and parts dealers	14	150+
Building construction	20	150+

### Footnote:

1. This list of businesses are located in Division No. 22 and have a corporate income tax account, payroll deduction account, GST account, report business income on personal income tax, or are a charity.
2. Data source: December 2019 Business Location Counts by CSD (Manitoba)

## INFRASTRUCTURE / UTILITIES

### TELECOMMUNICATIONS

Telephone  
Satellite Internet and Cable TV



Carriers: Bell MTS,  
Broadband Communications North,  
Shaw TV

### ELECTRICITY

Manitoba Hydro



### HIGHWAYS

#374 - B1

Winter Road map:  
<https://www.gov.mb.ca/mit/winter/maps.html>



### FREIGHT CARRIERS

Gardewine North - <http://www.gardewine.com/>



### AIRPORTS

Cross Lake Airport (YCR)  
Phone: (204) 676-2061



Carriers: Perimeter Air, Charter

### WATER/WASTEWATER

Water and Sewer Customer Service Charge Flat Rate:  
- \$81.34/Quarter  
Water/Wastewater Charges  
- \$69.00 / Month



TOTAL NUMBER OF JOBS (Division No. 22)

Over 10,500

TOTAL NUMBER OF BUSINESSES (Division No. 22)

932



## BUSINESS OPPORTUNITIES

### Incorporated Community of Cross Lake

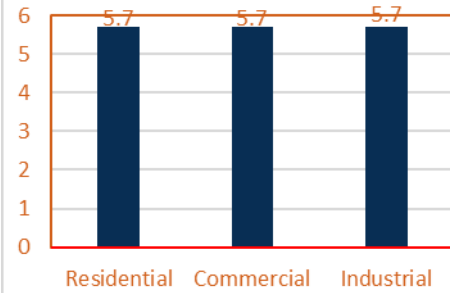
Contact: Cross Lake Administration Office

(204) 676-2465

[www.crosslakemanitoba.ca](http://www.crosslakemanitoba.ca)

## TAXES

### MUNICIPAL MILL RATE



### PROVINCIAL INCOME TAX

Up to \$33,389 = 10.80%
Up to \$72,164 = 12.75%
Over \$72,164 = 17.40%
<b>PROVINCIAL SALES TAX</b>
Federal GST = 5%
Provincial PST—7%

### TAXABLE ASSESSMENT (2016) (Building, Property and Grants)

<b>\$5,310,970</b>
Local Business Tax - 3.75%

## LOCAL ATTRACTIONS AND EVENTS

Cross Lake Indian Days

Canada Day Events

Elders in Motion

Annual Autumn Formal Youth Dance

## ADDITIONAL COMMUNITY CONTACTS

Travel Manitoba Manitoba North	<a href="https://www.travelmanitoba.com/manitoba-north/">https://www.travelmanitoba.com/manitoba-north/</a>
Cross Lake Inn	Phone: (204) 676-3333
Hilliker Hotel	Phone: (204) 675-0001

## COMMUNITY CONTACT

Administration Office  
Incorporated Community of Cross Lake  
PO Box 208  
Cross Lake, MB R0B 0J0

Phone: (204) 676-2465

Email: [clcc@mymts.net](mailto:clcc@mymts.net)



**CROSSLAKE** Manitoba

## LOOK NORTH CONTACT

Contact your local Look North office for more detailed information about statistics or business data for your community. Your local contact is:

Ken Slobodian  
Look North  
15 Moak Crescent  
Thompson, MB R8N 2B8  
Phone: (204) 778-4138 ext. 253  
Email: [kslobodian@cedf.mb.ca](mailto:kslobodian@cedf.mb.ca)