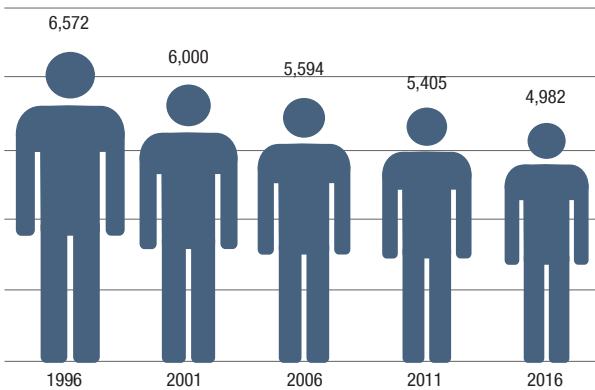


FLIN FLON

Flin Flon sits on the border of Manitoba and Saskatchewan at the northern end of Highway #10. Founded in 1927 the community is known for mining, beautiful scenery and more recently for its arts and cultural activities. The community was named after fictional character "Josiah Flintabety Flonatin".

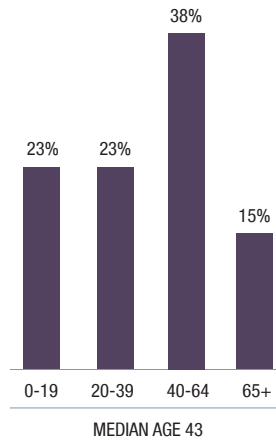
POPULATION CHANGE

Since 1996, population has decreased by 1590 people.
2016 Median Age = 43



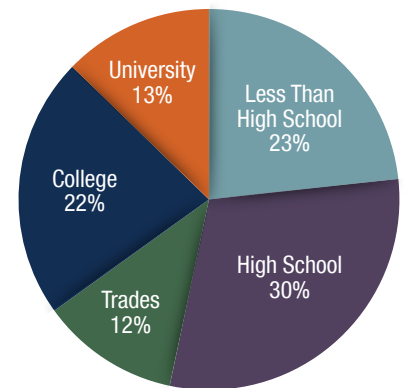
POPULATION BY AGE

2016 total population



EDUCATIONAL ATTAINMENT

2016 total population 15 year and over - 4,075



MEDIAN MONTHLY SHELTER COSTS 2016 - OWNED DWELLING

\$596

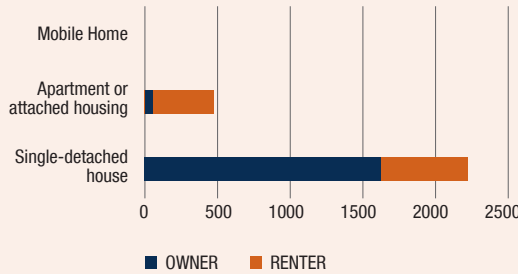
MEDIAN MONTHLY SHELTER COSTS 2016 - RENTED DWELLING

\$605

MEDIAN VALUE OF DWELLINGS IN 2016

\$109,655

HOUSING TYPE IN 2016



MEDIAN HOUSEHOLD INCOME

2016 → **\$75,742**

2011 → **\$69,246**

2006 → **\$55,618**

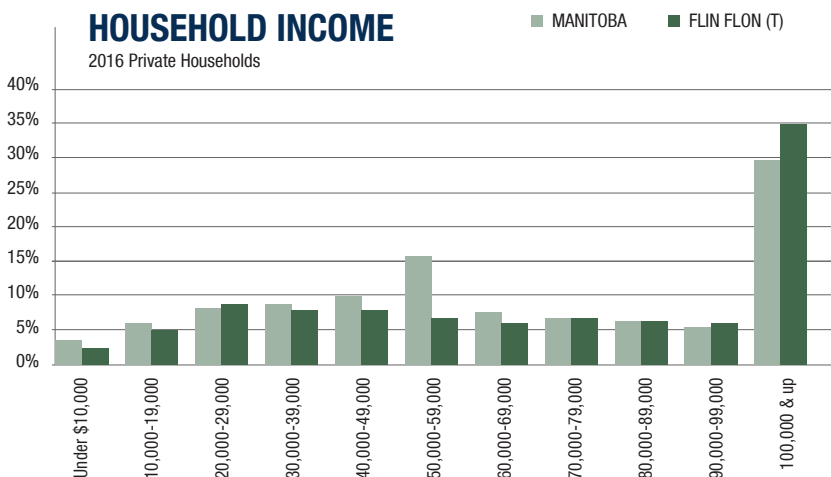
2001 → **\$50,720**

1996 → **\$44,519**

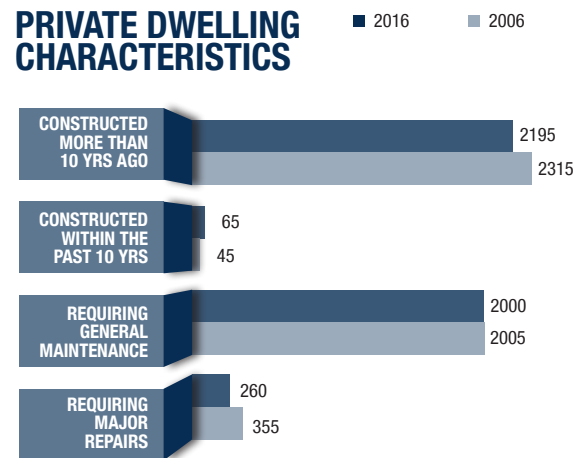


HOUSEHOLD INCOME

2016 Private Households



PRIVATE DWELLING CHARACTERISTICS



INDUSTRY HIGHLIGHTS

TOP 5 LARGEST INDUSTRIES



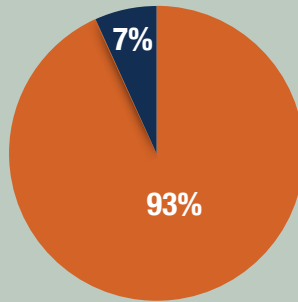
GROWING INDUSTRIES

(GROWTH OF OVER 10 JOBS FROM 2006-2016)



EMPLOYMENT

2690 People in the Labour Force 15 years and older

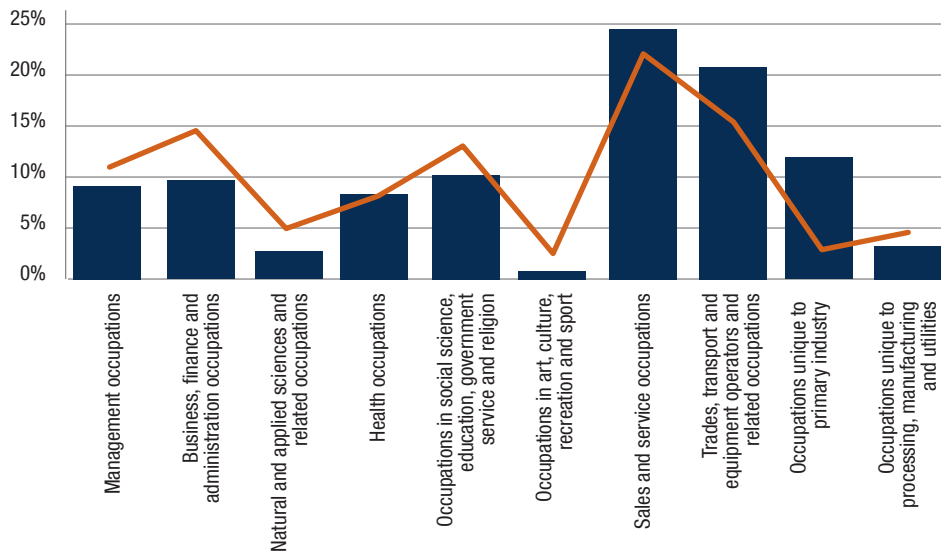


■ Employed ■ Unemployed



LABOUR FORCE BY OCCUPATION

Percentage of labour force – 2016



FOOTNOTES:

1. DATA SOURCE (UNLESS NOTED OTHERWISE) STATISTICS CANADA, CENSUS OF POPULATION, 2016 CATALOGUE NO. 98-316-X2016001
2. DATA SOURCE FOR POPULATION AND INCOME: STATISTICS CANADA, CENSUS OF POPULATION, 2016 CATALOGUE NO. 98-316-X2016001; 2011 NHD, CATALOGUE NO. 99-004-XWE; 2006 COMMUNITY PROFILES; 2001 COMMUNITY PROFILES AND 1996 PROFILE OF CENSUS DIVISIONS AND SUBDIVISIONS.
3. DATA SOURCE FOR LABOUR: STATISTICS CANADA, CENSUS OF POPULATION, 2016 CATALOGUE NO. 98-316-X2016001; 2006 COMMUNITY PROFILES.
4. DATA ROUNDING WILL IMPACT TOTALS AND PERCENTAGES, MOST NOTABLY IN SMALLER COMMUNITIES.

COMMUTING FLOW

RESIDENCE	PLACE OF WORK	# OF WORKERS
Flin Flon	Flin Flon	1855
Flin Flon	Snow Lake	30
Flin Flon	Creighton, SK	195
Flin Flon	Flin Flon, SK	35
Flin Flon	Unorganized, SK*	20
Winnipeg	Flin Flon	20
Kelsey, RM	Flin Flon	75
Snow Lake	Flin Flon	20
Unorganized**	Flin Flon	200
Saskatoon, SK	Flin Flon	20
Deanre Beach, SK	Flin Flon	185
Creighton, SK	Flin Flon	410
Flin Flon, SK	Flin Flon	50

*DIVISION NO. 18 UNORGANIZED **DIVISION NO. 21 UNORGANIZED

LABOUR FORCE BY INDUSTRY

INDUSTRY	PERSONS IN LABOUR FORCE IN 2016	CHANGE IN LABOUR FORCE 2006-2016
Mining and oil and gas extraction	585	220
Retail trade	395	-40
Healthcare and social assistance	370	15
Construction	210	45
Educational services	200	55
Accommodation and food services	170	-155
Manufacturing	140	-515
Public administration	140	30
Other services (except public administration)	125	10
Transportation and warehousing	105	-5
Finance and insurance	50	-5
Wholesale trade	35	-40
Information and cultural industries	35	15
Professional, scientific and technical	35	-35
Administrative and support, waste management	35	-10
Arts, entertainment and recreation	30	-15
Real estate and rental and leasing	20	10
Agriculture, forestry, fishing and hunting	10	0
Utilities	0	-20
Management of companies	0	0

BUSINESS HIGHLIGHTS

BUSINESS TYPE	NUMBER OF BUSINESSES	NUMBER OF JOBS
Foundries	1	500+
Copper-zinc ore mining	3	600+
Non residential building construction	4	226+
Elementary and secondary schools	1	200+
General hospitals	1	200+
Restaurants	10	120-200
Support activities for mining	8	106-199
Department stores	1	100-199
Specialized freight trucking	2	101-199
Local, municipal and regional public administration	1	100-199
Grocery and convenience stores	3	71-148
Nursing care facilities	2	70-148
Traveller accommodation	2	60-118
Automobile dealers	2	40-98

Footnote:

1. This list of businesses are located in Flin Flon and have a corporate income tax account, payroll deduction account, GST account, report business income on personal income tax, or are a charity.
2. Data source: December 2019 Business Location Counts by CSD (Manitoba)

TOTAL NUMBER OF JOBS
Over 3,300

TOTAL NUMBER OF BUSINESSES
332

BUSINESS OPPORTUNITIES

City of Flin Flon Sites for Sale

Serviced and unserviced lots in a variety of sizes and locations. For all listings from City of Flin Flon, follow this link:

<https://www.cityofflinflon.ca/p/property-for-sale-and-lease>

Commercial/Industrial Buildings for Sale

<https://www.cityofflinflon.ca/p/property-for-sale-and-lease>

Contact: CAO Glenna Daschuk, 204-681-7503

INFRASTRUCTURE / UTILITIES

TELECOMMUNICATIONS

Telephone (Landline and cell service)
High Speed Internet
Wireless/Satellite internet
Cable Television
Local Access Television
Carriers: Bell MTS, Rogers, Shaw, Telus



ELECTRICITY

Manitoba Hydro



HIGHWAYS

#10 and 10A - RTAC
#191 - Class A1
Winter Road map:
<https://www.gov.mb.ca/mit/winter/maps.html>



RAIL

KC Rail <http://www.krcrail.ca/route-map>
Via Rail <https://www.viarail.ca/en/explore-our-destinations/stations/prairies-and-northern-manitoba/list>
Hudson Bay Railway <http://arcticgateway.com/the-gateway/#railway>



AIRPORTS

Flin Flon Airport (YFO)
Phone: 204-687-7747
Email: ffmap@mts.net
Carriers: Calm Air, Wings Over Kississing, Good Spirit Air



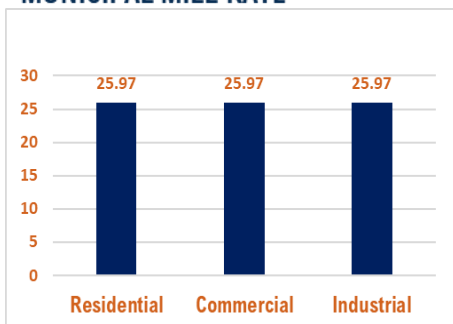
WATER/WASTEWATER

Metered - \$11.65/mo.
Unmetered - \$296.31/quarterly



TAXES

MUNICIPAL MILL RATE



PROVINCIAL INCOME TAX

Up to \$33,389 = 10.80%
Up to \$72,164 = 12.75%
Over \$72,164 = 17.40%

PROVINCIAL SALES TAX

Federal GST = 5%
Provincial PST—7%

TAXABLE ASSESSMENT (2016) (Building, Property and Grants)

\$140,855,270

- Local Accommodation Tax - 5%
- Municipal Special Services Fee - \$407.12/Yr.
- Business Tax- 5% of Assessment

LOCAL ATTRACTIONS AND EVENTS

Flintabbatey Flonatin Statue and Flinty's Boardwalk

Flin Flon Station Museum

Blueberry Jam Music Festival

Joe Brain Petting Zoo

Bakers Narrows Provincial Park

ADDITIONAL COMMUNITY CONTACTS

Flin Flon Tourism Bureau

<https://www.cityofflinflon.ca/tourism/tourist-bureau>

Community Futures Greenstone

Contact: Becky Cianflone
<https://cfmanitoba.ca/regions/greenstone/>

COMMUNITY CONTACT

Glenna Daschuk, CAO
City of Flin Flon
20, First Avenue
Flin Flon, MB R8A 0T7
Phone: 204-681-7503
Email: info@flinflon.ca



LOOK NORTH CONTACT

Contact your local Look North office for more detailed information about statistics or business data for your community. Your local contact is:

Stephanie Johnson
Look North
800 – 31 Main Street
Flin Flon, MB R8A 0T7
Phone: (204) 271-0154
Email: sjohnson@cedf.mb.ca