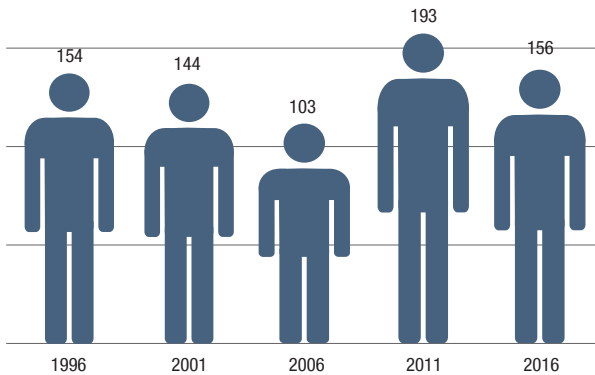


FOX LAKE

Fox Lake Cree Nation, formerly the "Gillam Band", was recognized in 1949 as an independent Band. Fox Lake Cree people have lived in the lower Nelson River area for thousands of years. The Fox Lake Training centre offers programs delivered by University College of the North.

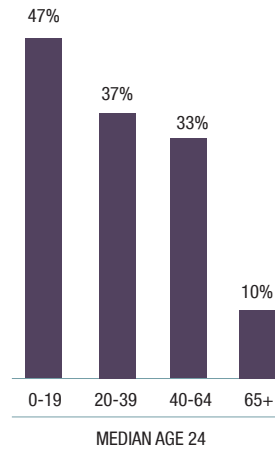
POPULATION CHANGE

Since 1996, population has increased by 2 people
2016 Median Age = 24



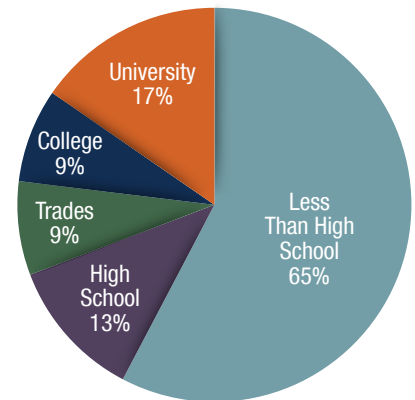
POPULATION BY AGE

2016 total population



EDUCATIONAL ATTAINMENT

2016 total population 15 year and over - 115

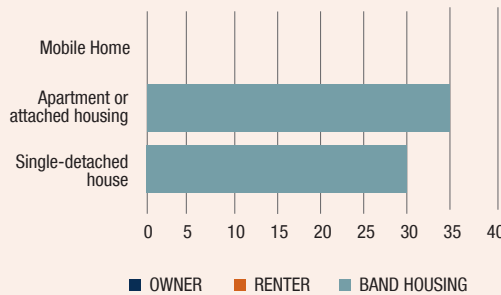


FAMILIES IN PRIVATE HOUSEHOLDS **40**

AVERAGE HOUSEHOLD SIZE **3.4**

NUMBER OF PRIVATE HOUSEHOLDS **50**

HOUSING TYPE IN 2016



MEDIAN HOUSEHOLD INCOME

2016 ➡ **\$41,344**

*2011 ➡ **\$49,207**

*2006 ➡ **\$43,527**

*2001 ➡ **\$42,089**

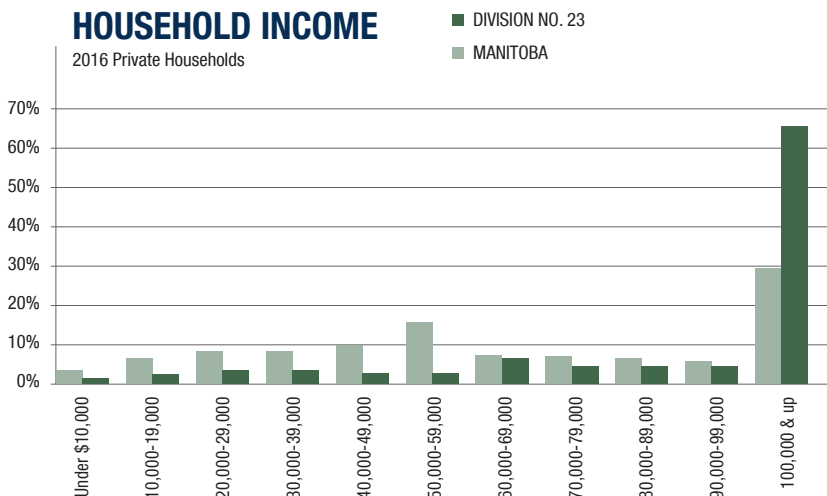
*1996 ➡ **\$45,205**



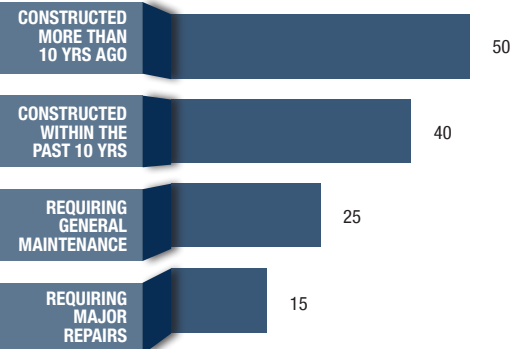
*DIVISION NO. 23, UNORGANIZED

HOUSEHOLD INCOME

2016 Private Households



2016 PRIVATE DWELLING CHARACTERISTICS



INDUSTRY HIGHLIGHTS

*DIVISION NO. 23, UNORGANIZED

TOP 5 LARGEST INDUSTRIES

Education

Healthcare

Public administration

Construction


Retail

GROWING INDUSTRIES

(GROWTH OF OVER 10 JOBS FROM 2006-2016)

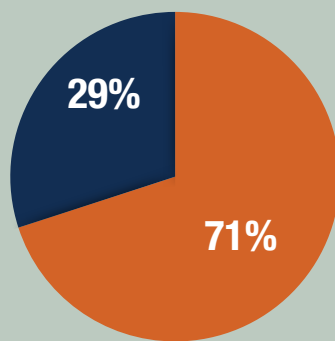
Construction

Retail



EMPLOYMENT

70 People in the Labour Force in 2016
Population 15 years and older



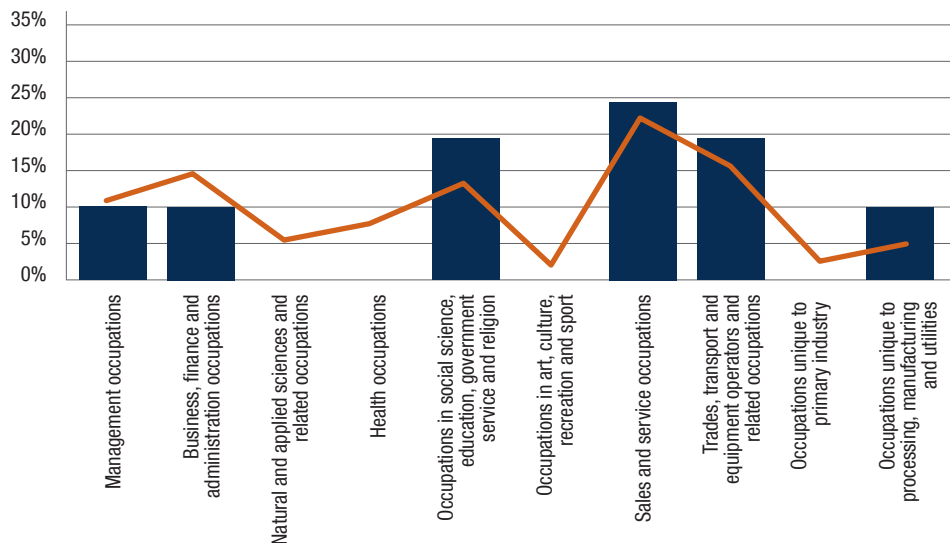
Employed Unemployed



LABOUR FORCE BY OCCUPATION

Percentage of labour force – 2016

DIVISION NO. 23, UNORGANIZED
MANITOBA



FOOTNOTES:

1. DATA SOURCE (UNLESS NOTED OTHERWISE) STATISTICS CANADA, CENSUS OF POPULATION, 2016 CATALOGUE NO. 98-316-X2016001
2. DATA SOURCE FOR POPULATION AND INCOME: STATISTICS CANADA, CENSUS OF POPULATION, 2016 CATALOGUE NO. 98-316-X2016001; 2011 NHD, CATALOGUE NO. 99-004-XWE; 2006 COMMUNITY PROFILES; 2001 COMMUNITY PROFILES AND 1996 PROFILE OF CENSUS DIVISIONS AND SUBDIVISIONS.
3. DATA SOURCE FOR LABOUR: STATISTICS CANADA, CENSUS OF POPULATION, 2016 CATALOGUE NO. 98-316-X2016001; 2006 COMMUNITY PROFILES.
4. DATA ROUNDING WILL IMPACT TOTALS AND PERCENTAGES, MOST NOTABLY IN SMALLER COMMUNITIES.

COMMUTING FLOW

# OF WORKERS	RESIDENCE	PLACE OF WORK
35	Fox Lake CN	Fox Lake CN

LABOUR FORCE BY INDUSTRY

*DIVISION NO. 23, UNORGANIZED

INDUSTRY	PERSONS IN LABOUR FORCE IN 2016	CHANGE IN LABOUR FORCE 2006-2016
Educational services	25	0
Healthcare and social assistance	15	5
Public administration	15	5
Construction	10	10
Retail trade	10	10
Transportation and warehousing	10	0
Agriculture, forestry, fishing and hunting	0	0
Mining and oil and gas extraction	0	0
Utilities	0	0
Manufacturing	0	0
Wholesale trade	0	0
Information and cultural industries	0	0
Finance and insurance	0	0
Real estate and rental and leasing	0	0
Professional, scientific and technical	0	0
Management of companies	0	0
Administrative and support, waste management	0	0
Arts, entertainment and recreation	0	0
Accommodation and food services	0	0
Other services (except public administration)	0	-10

BUSINESS HIGHLIGHTS (Division No. 23)

BUSINESS TYPE	NUMBER OF BUSINESSES	NUMBER OF JOBS
Local public administration	13	500+
Educational services	3	150+
Traveller accommodations	13	150+
Grocery and convenience stores	13	150+
Community health centres	3	100+
Air transportation	2	100+
Lessors of residential and social housing	10	29-49
Civic and social organizations	9	26-41
Consulting services, research and development	4	23-49
Passenger rail transportation	1	20-49
General hospital	1	20-49
Specialty trade contractors	7	15-22
Petroleum products merchant wholesalers	2	11-23
Scenic and sightseeing transportation	2	11-19
Marine cargo hauling	2	11-19
Gift, novelty and souvenir stores	1	10-19
Waste treatment and disposal	1	10-19
Pharmacies and drug stores	2	10-18

Footnote:

1. This list of businesses are located in Census Division No. 23 and have a corporate income tax account, payroll deduction account, GST account, report business income on personal income tax, or are a charity.
2. Data source: December 2019 Business Location Counts by CSD (Manitoba)

TOTAL NUMBER OF JOBS (Division No. 23)

Over 1,500

TOTAL NUMBER OF BUSINESSES (Division No. 23)

147



Business Opportunities:

Fox Lake Cree Nation

Contact: Band Office

(204) 486-2463

Crognali Realty

Contact: Susan Musey

(204) 340-5030

INFRASTRUCTURE

TELECOMMUNICATIONS

Telephone (Satellite)
Satellite Internet
and Cable TV



Carriers: Bell MTS, CommStream
Shaw TV

AIRPORTS

Gillam Airport (YGX)
Phone: (204) 652-3170

Carriers: Calm Air



HIGHWAYS

#280 - B1

Winter Road map:
<https://www.gov.mb.ca/mit/winter/maps.html>



RAILWAYS / FREIGHT CARRIERS

Via Rail <https://www.viarail.ca/en/explore-our-destinations/stations/prairies-and-northern-manitoba/list>
Hudson Bay Railway <http://arcticgateway.com/the-gateway/#railway>
Gardewine North <http://www.gardewine.com/>



UTILITIES

ELECTRICITY

Manitoba Hydro



WATER/WASTEWATER

Water and wastewater system and treatment facilities.



LOCAL ATTRACTIONS AND EVENTS

Recreation Centre

Fishing, Hunting

Boating, Swimming

Snowmobiling, Cross-country Skiing and Hiking Trails

Winter Carnival

Annual Bunny Parade Fundraiser for Cancer

Terry Fox Run

ADDITIONAL COMMUNITY CONTACTS

Fox Lake Native Spiritual School

(204) 486-2307

Kettle River Inns and Suites (Gillam)

(204) 652-4107

Aurora Garden Hotel and Suites (Gillam)

(204) 652-6554

Kettle Camp

(204) 652-4107

Travel Manitoba North-
ern Travel Guide 2019

<https://www.travelmanitoba.com/manitoba-north/things-to-do/northern-travel-guide/>

COMMUNITY CONTACT

Fox Lake Cree Nation
Band Office
P.O. Box 369
Gillam, MB R0B 0L0

Phone: (204) 486-2463



LOOK NORTH CONTACT

Contact your local Look North office for more detailed information about statistics or business data for your community. Your local contact is:

Stephanie Johnson
Look North
800 – 31 Main Street
Flin Flon, MB R8A 0T7
Phone: (204) 271-0154
Email: sjohnson@cedf.mb.ca