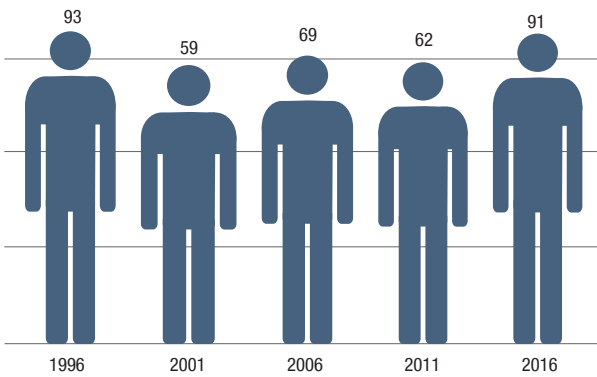


ISLAND LAKE

Island Lake is a Northern Community that is made up of a group of islands near the north shore of Island Lake. The community was established by the Hudson's Bay Company in 1818 and is an important fishing and trapping region. Mineral exploration continues in the area.

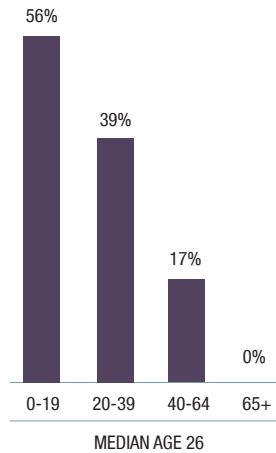
POPULATION CHANGE

Since 1996, population has decreased by 2 people
2016 Median Age = 26



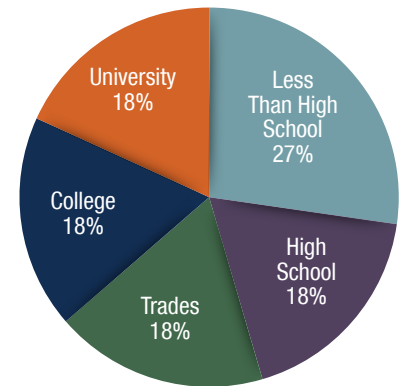
POPULATION BY AGE

2016 total population



EDUCATIONAL ATTAINMENT

2016 total population 15 year and over - 55



MEDIAN MONTHLY SHELTER COSTS 2016 - OWNED DWELLING

\$343

MEDIAN MONTHLY SHELTER COSTS 2016 - RENTED DWELLING

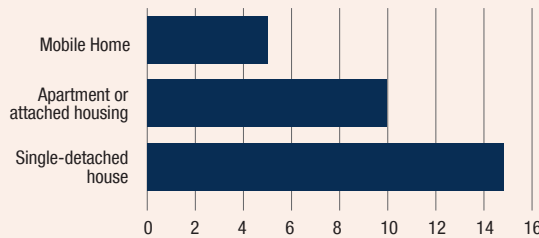
\$632

MEDIAN VALUE OF DWELLINGS IN 2016

\$100,096

HOUSING TYPE IN 2016

Private Households



MEDIAN HOUSEHOLD INCOME

2016 → **\$100,096**

*2011 → **\$46,691**

*2006 → **\$51,461**

*2001 → **\$39,828**

*1996 → **\$35,324**

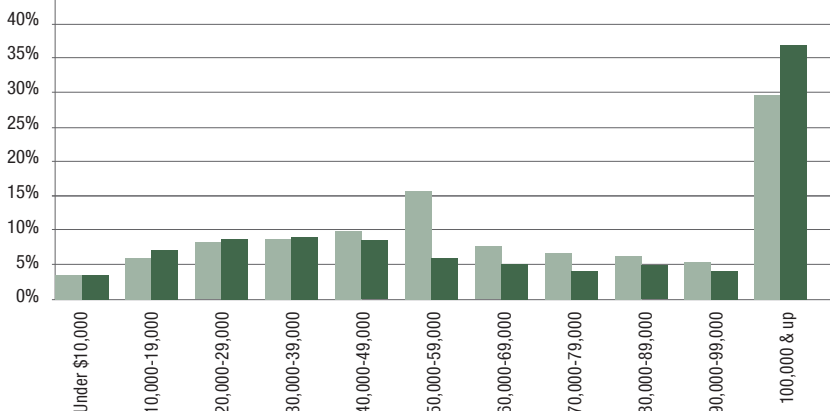


MEDIAN INCOME FOR DIVISION NO. 22, UNORGANIZED (NO DATA AVAILABLE FOR ISLAND LAKE)

HOUSEHOLD INCOME

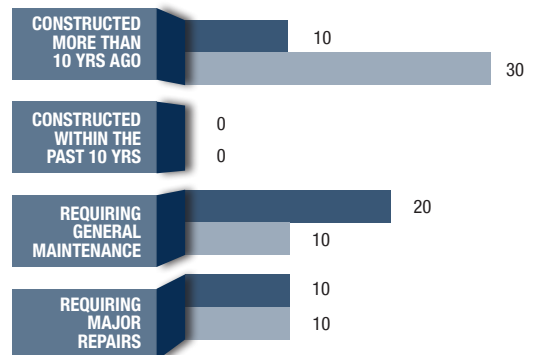
2016 Private Households

MANITOBA DIVISION NO. 22 UNORGANIZED



PRIVATE DWELLING CHARACTERISTICS

2016 2006



INDUSTRY HIGHLIGHTS

FOR DIVISION NO. 22, UNORGANIZED

TOP 5 LARGEST INDUSTRIES

Education

Public administration

Healthcare

Construction

Retail

GROWING INDUSTRIES

(GROWTH OF OVER 10 JOBS FROM 2006-2016)

Accommodation and food services

Construction

Mining

Public administration

Education

Healthcare

Transportation

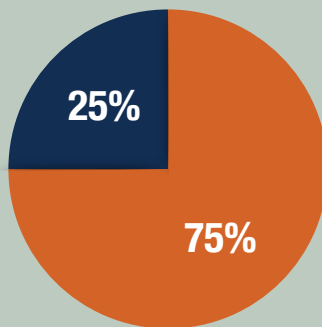
Other services

Utilities

Wholesale

EMPLOYMENT

50 People in the Labour Force in 2016
population 15 years and older

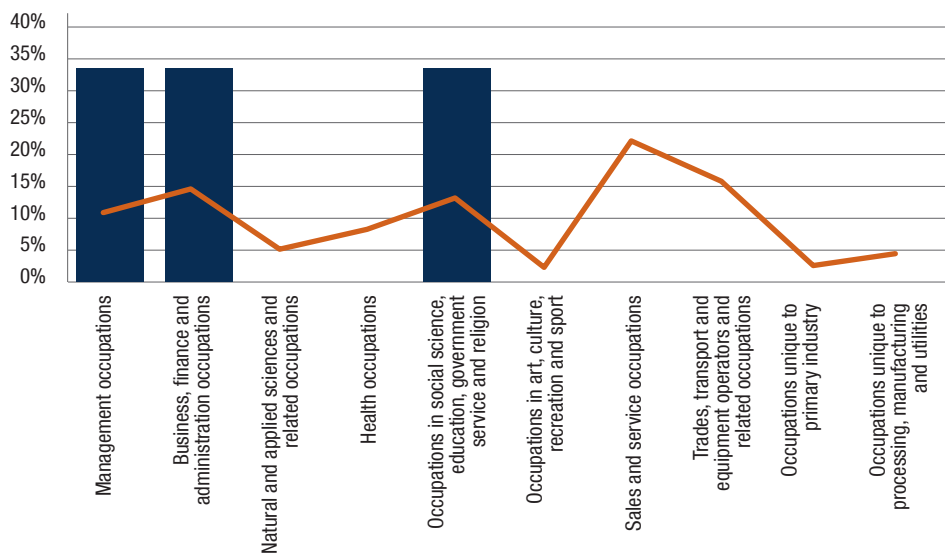


Employed Unemployed



LABOUR FORCE BY OCCUPATION

Percentage of labour force – 2016



FOOTNOTES:

1. DATA SOURCE (UNLESS NOTED OTHERWISE): STATISTICS CANADA, CENSUS OF POPULATION, 2016 CATALOGUE NO. 98-316-X2016001
2. DATA SOURCE FOR POPULATION AND INCOME: STATISTICS CANADA, CENSUS OF POPULATION, 2016 CATALOGUE NO. 98-316-X2016001; 2011 NHD, CATALOGUE NO. 99-004-XWE; 2006 COMMUNITY PROFILES; 2001 COMMUNITY PROFILES AND 1996 PROFILE OF CENSUS DIVISIONS AND SUBDIVISIONS.
3. DATA SOURCE FOR LABOUR: STATISTICS CANADA, CENSUS OF POPULATION, 2016 CATALOGUE NO. 98-316-X2016001; 2006 COMMUNITY PROFILES.
4. DATA ROUNDING WILL IMPACT TOTALS AND PERCENTAGES, MOST NOTABLY IN SMALLER COMMUNITIES.

COMMUTING FLOW

# OF WORKERS	RESIDENCE	PLACE OF WORK
50	Island Lake	Island Lake

LABOUR FORCE BY INDUSTRY

FOR DIVISION NO. 22, UNORGANIZED

INDUSTRY	PERSONS IN LABOUR FORCE IN 2016	CHANGE IN LABOUR FORCE 2006-2016
Educational services	160	20
Public administration	125	25
Healthcare and social assistance	110	15
Construction	85	30
Retail trade	80	-15
Accommodation and food services	65	40
Transportation and warehousing	55	10
Mining and oil and gas extraction	50	30
Other services (except public administration)	45	10
Agriculture, forestry, fishing and hunting	40	-75
Utilities	25	10
Administrative and support, waste management	25	0
Manufacturing	15	5
Professional, scientific and technical	15	5
Wholesale trade	10	10
Information and cultural industries	10	0
Real estate and rental and leasing	10	-5
Finance and insurance	0	-10
Management of companies	0	0
Arts, entertainment and recreation	0	0

BUSINESS HIGHLIGHTS (Division No. 22)

BUSINESS TYPE	NUMBER OF BUSINESSES	NUMBER OF JOBS
Aboriginal public administration	21	1750+
Schools and educational services	9	980+
Social services	31	650+
General hospitals	2	550+
Restaurants and drinking places	39	550+
Grocery, convenience and liquor	22	550+
Nickel copper ore mining	1	500+
Hydro-electric power generation	1	500+
Ambulatory health care services	43	450+
Nursing and residential care	14	300+
Civic and social organizations	43	250+
Federal government public	2	250+
Radio broadcasting	4	250+
Air transportation	8	250+
Traveller accommodations	22	200+
Local, municipal and regional	3	200+
Machinery, automotive and	28	200+
Business support services	9	200+
General merchandise stores	9	200+
Real estate	111	200+
Heavy and civil engineering	10	150+
Gasoline stations	10	150+
Motor vehicle and parts dealers	14	150+
Building construction	20	150+

Footnote:

1. This list of businesses are located in Division No. 22 and have a corporate income tax account, payroll deduction account, GST account, report business income on personal income tax, or are a charity.
2. Data source: December 2019 Business Location Counts by CSD (Manitoba)

TOTAL NUMBER OF JOBS (Division No. 22)
Over 10,500

TOTAL NUMBER OF BUSINESSES (Division No. 22)
932



BUSINESS OPPORTUNITIES

Island Lake Community Council

Contact: Mayor Rayna Costello

(204) 456-2470

Email: ilcc@mymts.net

INFRASTRUCTURE / UTILITIES

TELECOMMUNICATIONS

Telephone
 Satellite Internet



Carriers: Bell MTS, Broadband Communications North

ELECTRICITY

Manitoba Hydro



HIGHWAYS

Winter Roads connect to Hwy 373 and Hwy 391.

Winter Road map:
<https://www.gov.mb.ca/mit/winter/maps.html>



FREIGHT CARRIERS

Freight service via winter roads:
 - Gardewine North (1-800-665-7340)



AIRPORTS

Island Lake Airport (YIV)
 (204) 456-2480
 Carriers: Perimeter Air,
 Yukon Helicopters,
 Custom Helicopters Inc.



WATER/WASTEWATER

Water source is chlorinated water from Island Lake with some private wells.
 Wastewater is treated by an aeration plant capable of handling 15,000 IGPD.



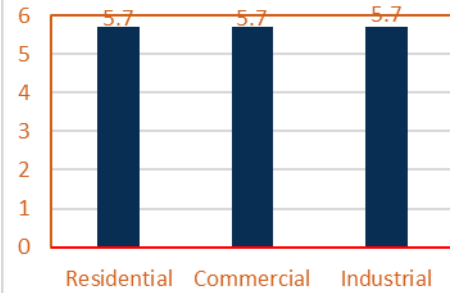
FERRIES

Ross Island Ferry (Sea Falls)
<https://www.gov.mb.ca/mit/namo/schedule.html>



TAXES

MUNICIPAL MILL RATE



PROVINCIAL INCOME TAX

Up to \$33,389 = 10.80%
Up to \$72,164 = 12.75%
Over \$72,164 = 17.40%
PROVINCIAL SALES TAX
Federal GST = 5%
Provincial PST—7%

TAXABLE ASSESSMENT (2016) (Building, Property and Grants)

\$2,837,930
Local Business Tax - 3.75%

LOCAL ATTRACTIONS AND EVENTS

Sport Fishing

Hunting

Community Hall

Curling Rink

Outdoor Skating Rink

ADDITIONAL COMMUNITY CONTACTS

Travel Manitoba Manitoba North	https://www.travelmanitoba.com/manitoba-north/
Stevenson Island School	(204) 456-2786
Rick's Island Lake Lodge	(204) 456-2043

COMMUNITY CONTACT

Mayor Rayna Costello
Island Lake Community Council
PO Box 39
Stevenson Island, MB R0B 2H0

Phone: (204) 456-2470
Email: ilcc@mymts.net



LOOK NORTH CONTACT

Contact your local Look North office for more detailed information about statistics or business data for your community. Your local contact is:

Kurt Thibault
Look North
15 Moak Crescent
Thompson, MB R8N 2B8
Phone: (204) 778-4138 ext. 252
Email: kthibault@cedf.mb.ca