



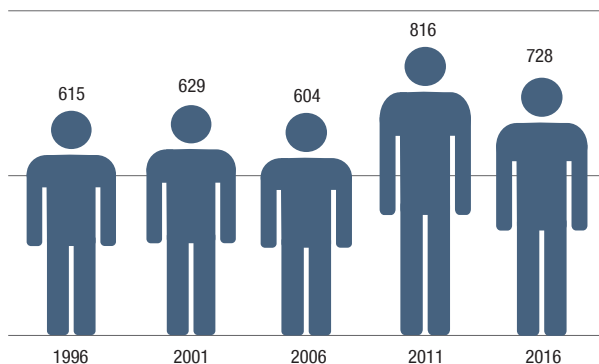
COMMUNITY ECONOMIC PROFILE

NORTHLANDS DENESULINE

The people of Northlands Denesuline First Nation live near the Saksaktchewn border and are Dene people. The community is exploring solar power and biomass generation clean energy initiatives to reduce dependance on diesel fuel in the north and increase renewable energy sources.

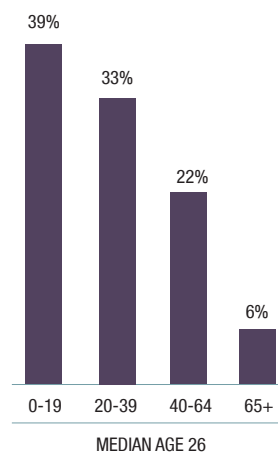
POPULATION CHANGE

Since 1996, population has increased by 113 people
2016 Median Age = 26



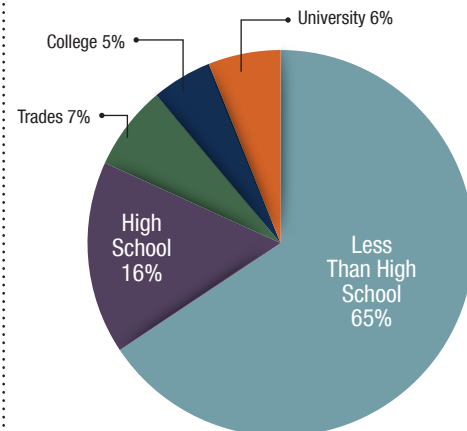
POPULATION BY AGE

2016 total population



EDUCATIONAL ATTAINMENT

2016 total population 15 year and over - 500

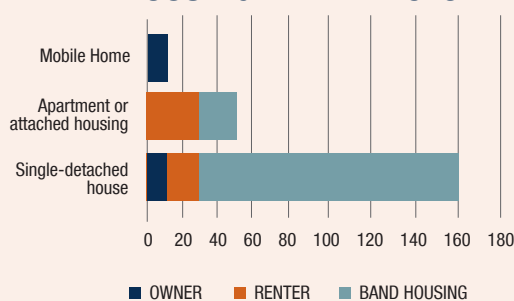


FAMILIES IN PRIVATE HOUSEHOLDS **190**

AVERAGE HOUSEHOLD SIZE **4.3**

NUMBER OF PRIVATE HOUSEHOLDS **170**

HOUSING TYPE IN 2016



MEDIAN HOUSEHOLD INCOME

2016 ➔ **\$34,304**

2011 ➔ **\$31,759**

2006 ➔ **\$30,656**

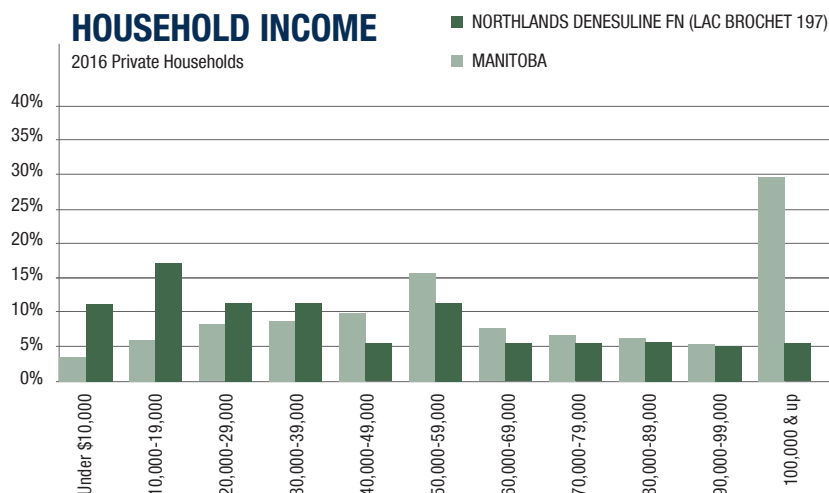
2001 ➔ **\$34,080**

1996 ➔ **\$25,024**

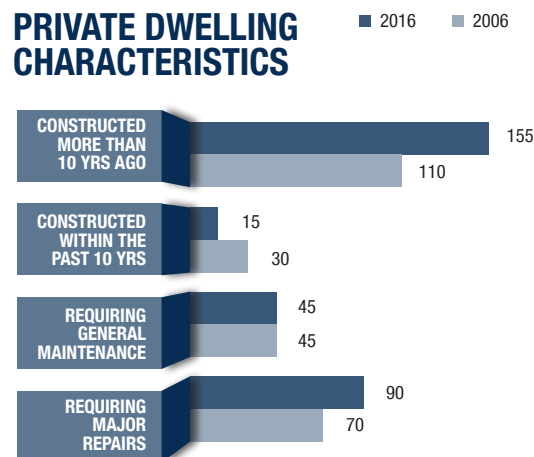


HOUSEHOLD INCOME

2016 Private Households



PRIVATE DWELLING CHARACTERISTICS



INDUSTRY HIGHLIGHTS

TOP 5 LARGEST INDUSTRIES

Education

Public administration

Healthcare

Administrative services

Mining

GROWING INDUSTRIES

(GROWTH OF OVER 10 JOBS FROM 2006-2016)

Education

Administrative services

Public administration

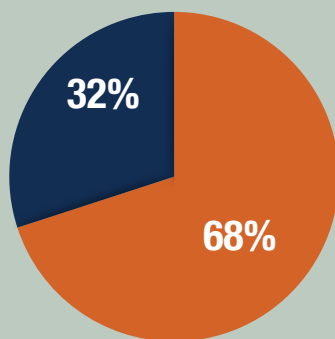
Mining

Construction

Transportation

EMPLOYMENT

205 People in the Labour Force in 2016
Population 15 years and older



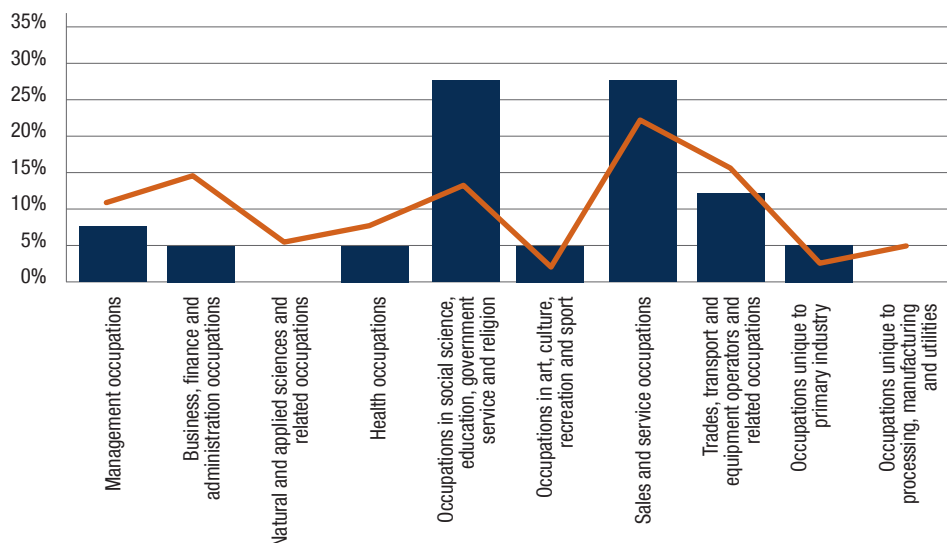
Employed Unemployed



LABOUR FORCE BY OCCUPATION

Percentage of labour force – 2016

■ NORTHLANDS DENESULINE FN (LAC BROCHET 197)
■ MANITOBA



FOOTNOTES:

1. DATA SOURCE (UNLESS NOTED OTHERWISE) STATISTICS CANADA, CENSUS OF POPULATION, 2016 CATALOGUE NO. 98-316-X2016001
2. DATA SOURCE FOR POPULATION AND INCOME: STATISTICS CANADA, CENSUS OF POPULATION, 2016 CATALOGUE NO. 98-316-X2016001; 2011 NHD, CATALOGUE NO. 99-004-XWE; 2006 COMMUNITY PROFILES; 2001 COMMUNITY PROFILES AND 1996 PROFILE OF CENSUS DIVISIONS AND SUBDIVISIONS.
3. DATA SOURCE FOR LABOUR: STATISTICS CANADA, CENSUS OF POPULATION, 2016 CATALOGUE NO. 98-316-X2016001; 2006 COMMUNITY PROFILES.
4. DATA ROUNDING WILL IMPACT TOTALS AND PERCENTAGES, MOST NOTABLY IN SMALLER COMMUNITIES.

COMMUTING FLOW

# OF WORKERS	RESIDENCE	PLACE OF WORK
125	Northlands Denesuline FN	Northlands Denesuline FN

LABOUR FORCE BY INDUSTRY

INDUSTRY	PERSONS IN LABOUR FORCE IN 2016	CHANGE IN LABOUR FORCE 2006-2016
Educational services	50	15
Public administration	35	10
Healthcare and social assistance	30	-5
Administrative and support, waste management	15	15
Mining and oil and gas extraction	10	10
Construction	10	10
Retail trade	10	-10
Transportation and warehousing	10	10
Agriculture, forestry, fishing and hunting	0	0
Utilities	0	0
Manufacturing	0	0
Wholesale trade	0	0
Information and cultural industries	0	0
Finance and insurance	0	0
Real estate and rental and leasing	0	0
Professional, scientific and technical	0	0
Management of companies	0	0
Arts, entertainment and recreation	0	0
Accommodation and food services	0	0
Other services (except public administration)	0	-10

BUSINESS HIGHLIGHTS (Division No. 23)

BUSINESS TYPE	NUMBER OF BUSINESSES	NUMBER OF JOBS
Local public administration	13	500+
Educational services	3	150+
Traveller accommodations	13	150+
Grocery and convenience stores	13	150+
Community health centres	3	100+
Air transportation	2	100+
Lessors of residential and social housing	10	29-49
Civic and social organizations	9	26-41
Consulting services, research and development	4	23-49
Passenger rail transportation	1	20-49
General hospital	1	20-49
Specialty trade contractors	7	15-22
Petroleum products merchant wholesalers	2	11-23
Scenic and sightseeing transportation	2	11-19
Marine cargo hauling	2	11-19
Gift, novelty and souvenir stores	1	10-19
Waste treatment and disposal	1	10-19
Pharmacies and drug stores	2	10-18

Footnote:

1. This list of businesses are located in Census Division No. 23 and have a corporate income tax account, payroll deduction account, GST account, report business income on personal income tax, or are a charity.

2. Data source: December 2019 Business Location Counts by CSD (Manitoba)

TOTAL NUMBER OF JOBS (Division No. 23)

Over 1,500

TOTAL NUMBER OF BUSINESSES (Division No. 23)

147



Business Opportunities:

Northlands Denesuline First Nation

Contact: Chief Simon Denechezhe

(204) 337-2270

INFRASTRUCTURE

TELECOMMUNICATIONS

Telephone (no cell service)
Satellite Internet
and Cable TV

Carriers: Bell MTS, Xplornet



AIRPORTS

Lac Brochet (ZWH)
Phone: (204) 337-2011

Carriers: Perimeter Aviation



HIGHWAYS

Winter road access to Lynn Lake

Winter Road map:
<https://www.gov.mb.ca/mit/winter/maps.html>



FREIGHT CARRIERS

Gardewine North <http://www.gardewine.com/>



UTILITIES

ELECTRICITY

Manitoba Hydro



WATER/WASTEWATER

Water and wastewater system and new treatment facilities.



LOCAL ATTRACTIONS AND EVENTS

Arena

Field Day

Fishing Derby

Carnival

Snowman Contest

Christmas Parade

ADDITIONAL COMMUNITY CONTACTS

Petit Casimir Memorial School

(204) 6337-2278

Northlands Denesuline Recreation Contact

(204) 337-2901

Lac Brochet Child Daycare Centre

(204) 337-2133

Travel Manitoba Northern Travel Guide 2019

<https://www.travelmanitoba.com/manitoba-north/things-to-do/northern-travel-guide/>

COMMUNITY CONTACT

Northlands Denesuline First Nation
Chief Simon Denechezhe
General Delivery
Lac Brochet, MB R0B 2E0

Phone: (204) 337-2270

Email: simon_denechezhe@live.ca



LOOK NORTH CONTACT

Contact your local Look North office for more detailed information about statistics or business data for your community. Your local contact is:

Shannon Goulet
Look North Economic Development Advisor
Box 10548
Opaskwayak, MB R0B 2J0
Phone: (204) 627-8139 or (204) 620-0233
Email: sgoulet@cedf.mb.ca