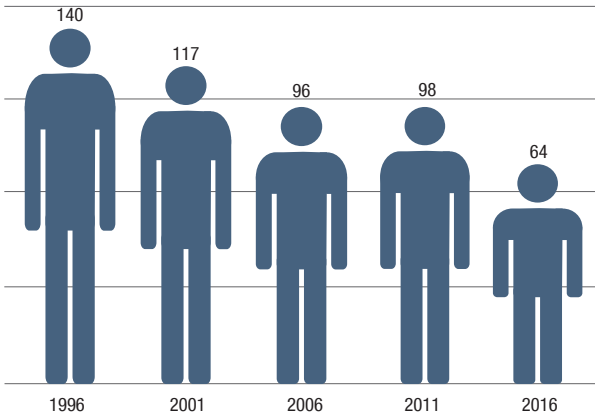


PIKWITONEI

Pickwitonei is a Northern Community situated on the Hudson Bay rail line. The railway reached the region in 1914 initiating its settlement. Trapping is an important economic activity in the area, along with commercial fishing.

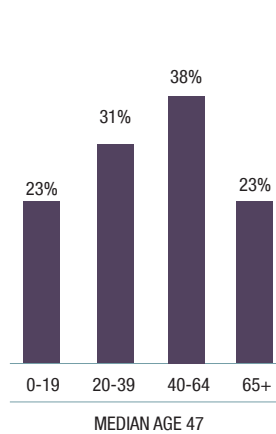
POPULATION CHANGE

Since 1996, population has decreased by 76 people
2016 Median Age = 47



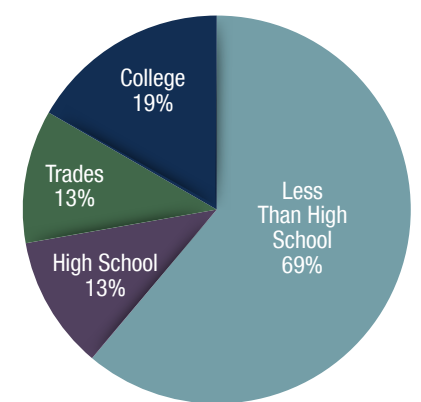
POPULATION BY AGE

2016 total population



EDUCATIONAL ATTAINMENT

2016 total population 15 year and over - 80



MEDIAN MONTHLY SHELTER COSTS 2016 - OWNED DWELLING

\$402*

MEDIAN MONTHLY SHELTER COSTS 2016 - RENTED DWELLING

\$500*

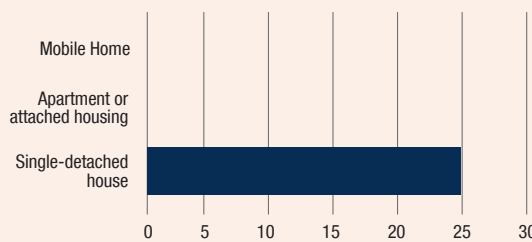
MEDIAN VALUE OF DWELLINGS IN 2016

\$200,162*

*DATA FOR DIVISION NO. 22, UNORGANIZED

HOUSING TYPE IN 2016

Private Households



MEDIAN HOUSEHOLD INCOME

2016 → **\$50,048**

*2011 → n/a

*2006 → **\$51,461**

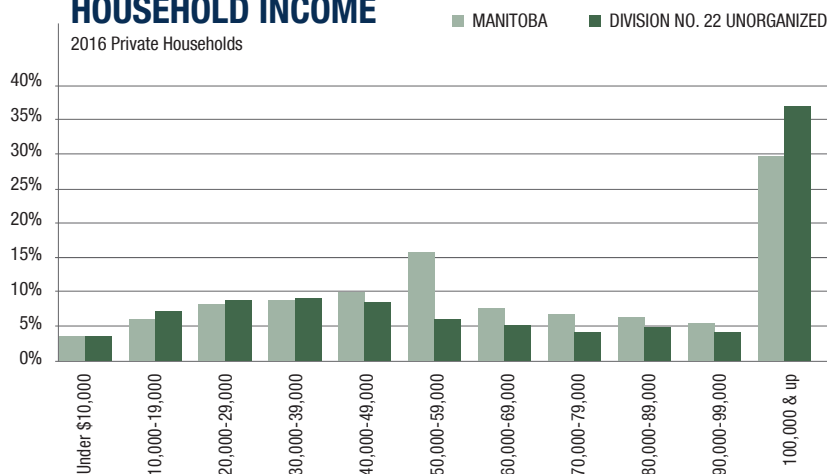
*2001 → **\$39,828**

*1996 → **\$35,328**

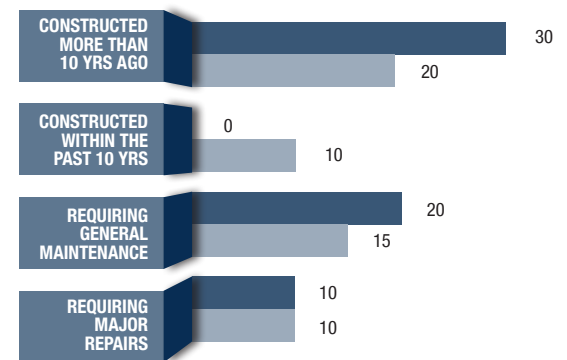
*MEDIAN INCOME FOR DIVISION NO. 22, UNORGANIZED (NO DATA AVAILABLE FOR PIKWITONEI)

HOUSEHOLD INCOME

2016 Private Households



PRIVATE DWELLING CHARACTERISTICS



INDUSTRY HIGHLIGHTS

FOR DIVISION NO. 22, UNORGANIZED

TOP 5 LARGEST INDUSTRIES

Education

Public administration

Healthcare

Construction

Retail

GROWING INDUSTRIES

(GROWTH OF OVER 10 JOBS FROM 2006-2016)

Accommodation and food services

Construction

Mining

Public administration

Education

Healthcare

Transportation

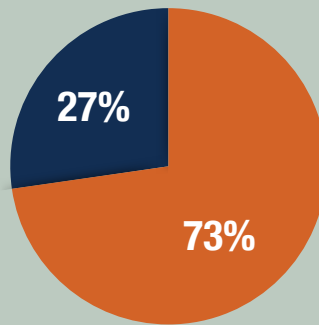
Other services

Utilities

Wholesale

EMPLOYMENT

55 people in the labour force in 2016
Population 15 years and older



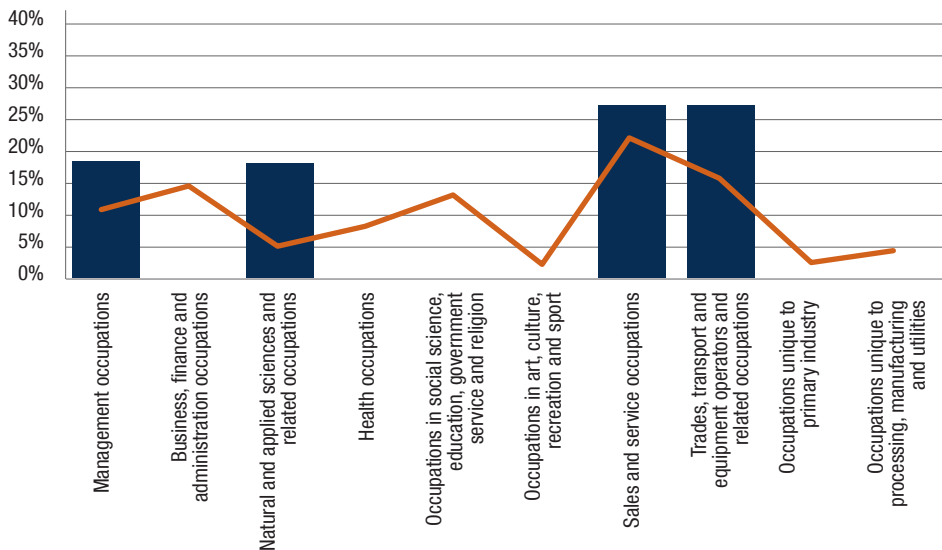
Employed Unemployed



LABOUR FORCE BY OCCUPATION

PLKWITONEI MANITOBA

Percentage of labour force – 2016



FOOTNOTES:

1. DATA SOURCE (UNLESS NOTED OTHERWISE): STATISTICS CANADA, CENSUS OF POPULATION, 2016 CATALOGUE NO. 98-316-X2016001
2. DATA SOURCE FOR POPULATION AND INCOME: STATISTICS CANADA, CENSUS OF POPULATION, 2016 CATALOGUE NO. 98-316-X2016001; 2011 NHD, CATALOGUE NO. 99-004-XWE; 2006 COMMUNITY PROFILES; 2001 COMMUNITY PROFILES AND 1996 PROFILE OF CENSUS DIVISIONS AND SUBDIVISIONS.
3. DATA SOURCE FOR LABOUR: STATISTICS CANADA, CENSUS OF POPULATION, 2016 CATALOGUE NO. 98-316-X2016001; 2006 COMMUNITY PROFILES.
4. DATA ROUNDING WILL IMPACT TOTALS AND PERCENTAGES, MOST NOTABLY IN SMALLER COMMUNITIES.

COMMUTING FLOW

# OF WORKERS	RESIDENCE	PLACE OF WORK
55	Pikwitonei	Pikwitonei

LABOUR FORCE BY INDUSTRY

FOR DIVISION NO. 22, UNORGANIZED

INDUSTRY	PERSONS IN LABOUR FORCE IN 2016	CHANGE IN LABOUR FORCE 2006-2016
Educational services	160	20
Public administration	125	25
Healthcare and social assistance	110	15
Construction	85	30
Retail trade	80	-15
Accommodation and food services	65	40
Transportation and warehousing	55	10
Mining and oil and gas extraction	50	30
Other services (except public administration)	45	10
Agriculture, forestry, fishing and hunting	40	-75
Utilities	25	10
Administrative and support, waste management	25	0
Manufacturing	15	5
Professional, scientific and technical	15	5
Wholesale trade	10	10
Information and cultural industries	10	0
Real estate and rental and leasing	10	-5
Finance and insurance	0	-10
Management of companies	0	0
Arts, entertainment and recreation	0	0

BUSINESS HIGHLIGHTS (Division No. 22)

BUSINESS TYPE	NUMBER OF BUSINESSES	NUMBER OF JOBS
Aboriginal public administration	21	1750+
Schools and educational services	9	980+
Social services (including day cares)	31	650+
General hospitals	2	550+
Restaurants and drinking places	39	550+
Grocery, convenience and liquor stores	22	550+
Nickel copper ore mining	1	500+
Hydro-electric power generation	1	500+
Ambulatory health care services	43	450+
Nursing and residential care facilities	14	300+
Civic and social organizations	43	250+
Federal government public administration	2	250+
Radio broadcasting	4	250+
Air transportation	8	250+
Traveller accommodations	22	200+
Local, municipal and regional public administration	3	200+
Machinery, automotive and equipment repairs	28	200+
Business support services	9	200+
General merchandise stores	9	200+
Real estate	111	200+
Heavy and civil engineering construction	10	150+
Gasoline stations	10	150+
Motor vehicle and parts dealers	14	150+
Building construction	20	150+

Footnote:

1. This list of businesses are located in Division No. 22 and have a corporate income tax account, payroll deduction account, GST account, report business income on personal income tax, or are a charity.
2. Data source: December 2019 Business Location Counts by CSD (Manitoba)

TOTAL NUMBER OF JOBS (Division No. 22)

Over 10,500

TOTAL NUMBER OF BUSINESSES (Division No. 22)

932



BUSINESS OPPORTUNITIES

Pikwitonei Community Council

Contact: Mayor Brenda Flett

(204) 458-2420

Email: pikcouncil@xplornet.com

Re/Max Thompson

Contact: Bernard Kelly

(204) 778-6303

Email: bkelly@remax.net

INFRASTRUCTURE / UTILITIES

TELECOMMUNICATIONS

Telephone
Satellite Internet
Satellite Cable TV



Carriers: Bell MTS, Xplornet, Shaw TV, Broadband Communications North

ELECTRICITY

Manitoba Hydro



HIGHWAYS

Winter road access.

Winter Road map:
<https://www.gov.mb.ca/mit/winter/maps.html>



RAILWAY/FREIGHT CARRIERS

Hudson Bay Railway <http://arcticgateway.com/the-gateway/#railway>
Freight service via winter roads by
Gardewine North <http://www.gardewine.com/>



AIRPORTS

Pikwitonei Airport (ZMN)
(204) 458-2450
Emergency and Charter
Flights



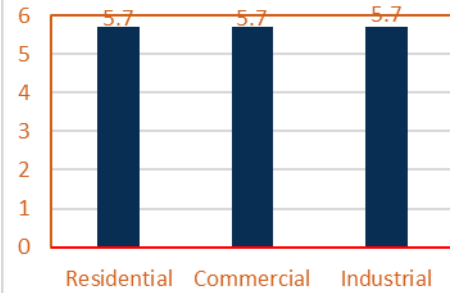
WATER/WASTEWATER

Water from the Pikwitonei River is treated and distributed from a piped system.
Sewage system pipes sewage to a lagoon.



TAXES

MUNICIPAL MILL RATE



PROVINCIAL INCOME TAX

Up to \$33,389 = 10.80%
Up to \$72,164 = 12.75%
Over \$72,164 = 17.40%
PROVINCIAL SALES TAX
Federal GST = 5%
Provincial PST—7%

TAXABLE ASSESSMENT (2016) (Building, Property and Grants)

\$1,056,160
Local Business Tax - 3.75%

LOCAL ATTRACTIONS AND EVENTS

Community Hall

Skating Rink

Baseball Diamond

Playground

Dock and Beaches

ADDITIONAL COMMUNITY CONTACTS

Pikwitonei School	(204) 458-2471
Closest Accommodations in Thompson	
Travel Manitoba Manitoba North	https://www.travelmanitoba.com/manitoba-north/

COMMUNITY CONTACT

Pikwitonei Community Council
c/o Mayor Brenda Flett
General Delivery
Pikwitonei, MB R0B 1E0

Phone: (204) 458-2420
Email: pikcouncil@xplornet.com



LOOK NORTH CONTACT

Contact your local Look North office for more detailed information about statistics or business data for your community. Your local contact is:

Ken Slobodian
Look North
15 Moak Crescent
Thompson, MB R8N 2B8
Phone: (204) 778-4138 ext. 253
Email: kslobodian@cedf.mb.ca