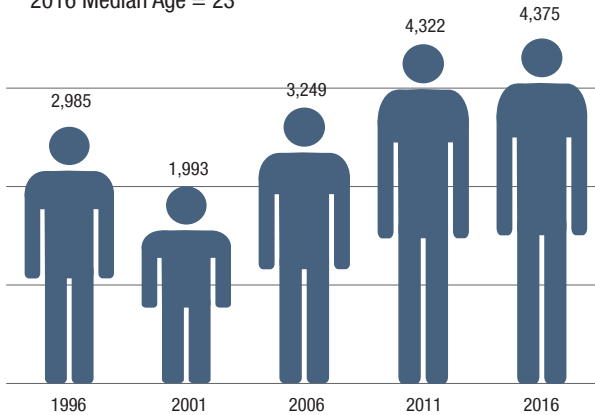


PIMICIKAMAK

Pimicikamak Cree Nation is located on several tracts of land on the east shore of Cross Lake, on Provincial Road 374 and is home to NHLer Brady Keeper. The community is active in directing quality education, health care, employment, economic development and social development.

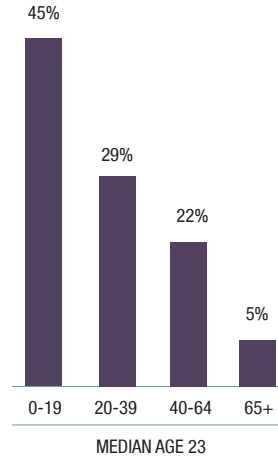
POPULATION CHANGE

Since 1996, population has increased by 1390 people
2016 Median Age = 23



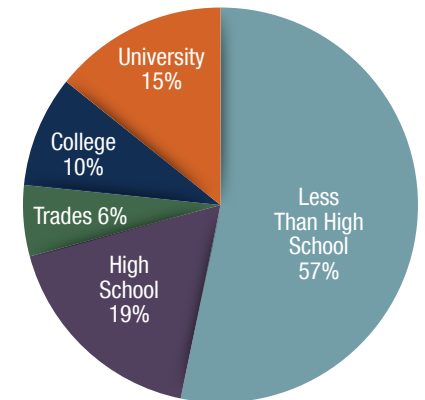
POPULATION BY AGE

2016 total population



EDUCATIONAL ATTAINMENT

2016 total population 15 year and over - 2810

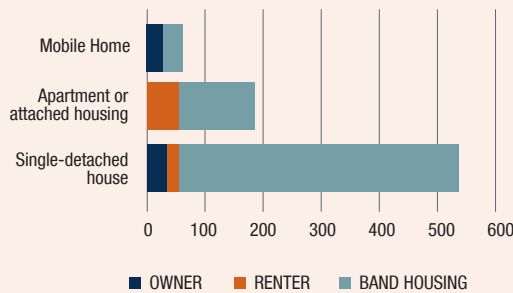


FAMILIES IN PRIVATE HOUSEHOLDS **1050**

AVERAGE HOUSEHOLD SIZE **5.3**

NUMBER OF PRIVATE HOUSEHOLDS **840**

HOUSING TYPE IN 2016



MEDIAN HOUSEHOLD INCOME

2016 ➔ **\$44,768**

2011 ➔ **\$33,193**

2006 ➔ **\$31,616**

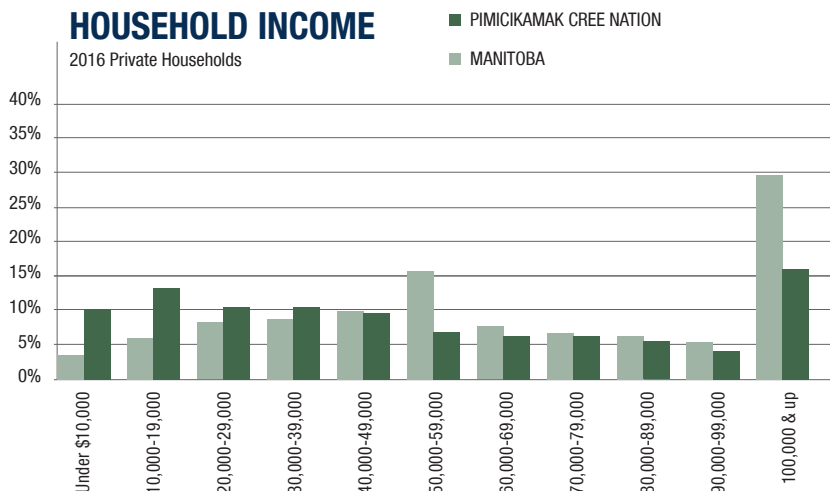
2001 ➔ **\$21,760**

1996 ➔ **\$26,384**

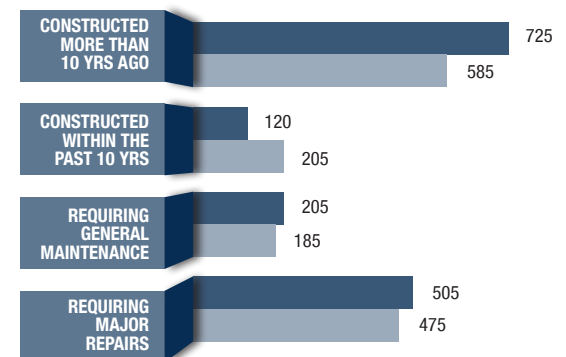


HOUSEHOLD INCOME

2016 Private Households



PRIVATE DWELLING CHARACTERISTICS



INDUSTRY HIGHLIGHTS

TOP 5 LARGEST INDUSTRIES

Education

Healthcare

Public administration

Retail

Construction

GROWING INDUSTRIES

(GROWTH OF OVER 10 JOBS FROM 2006-2016)

Retail

Education

Healthcare

Construction

Utilities

Information and cultural industries

Administrative services

Arts, entertainment and recreation

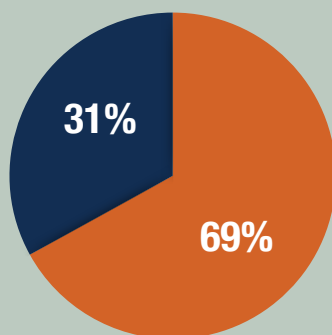
Manufacturing

Wholesale

Real Estate

EMPLOYMENT

1320 People in the Labour Force in 2016
Population 15 years and older



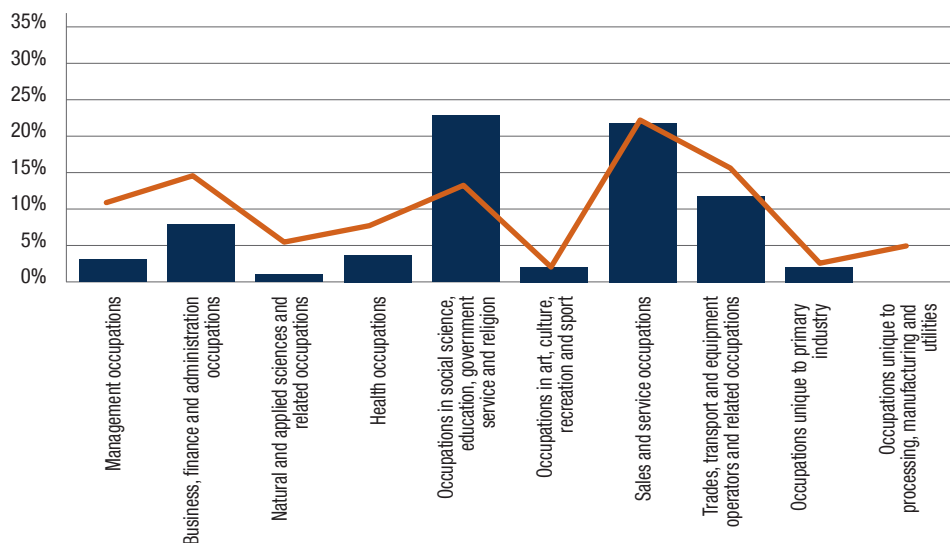
Employed Unemployed



LABOUR FORCE BY OCCUPATION

Percentage of labour force – 2016

PIMICIKAMAK CREE NATION
MANITOBA



FOOTNOTES:

1. DATA SOURCE (UNLESS NOTED OTHERWISE) STATISTICS CANADA, CENSUS OF POPULATION, 2016 CATALOGUE NO. 98-316-X2016001
2. DATA SOURCE FOR POPULATION AND INCOME: STATISTICS CANADA, CENSUS OF POPULATION, 2016 CATALOGUE NO. 98-316-X2016001; 2011 NHD, CATALOGUE NO. 99-004-XWE; 2006 COMMUNITY PROFILES; 2001 COMMUNITY PROFILES AND 1996 PROFILE OF CENSUS DIVISIONS AND SUBDIVISIONS.
3. DATA SOURCE FOR LABOUR: STATISTICS CANADA, CENSUS OF POPULATION, 2016 CATALOGUE NO. 98-316-X2016001; 2006 COMMUNITY PROFILES.
4. DATA ROUNDING WILL IMPACT TOTALS AND PERCENTAGES, MOST NOTABLY IN SMALLER COMMUNITIES.

COMMUTING FLOW

# OF WORKERS	RESIDENCE	PLACE OF WORK
720	Pimicikamak CN	Pimicikamak CN
50	Unorganized*	Pimicikamak CN
20	Thompson	Pimicikamak CN

*DIVISION NO. 22, UNORGANIZED

LABOUR FORCE BY INDUSTRY

INDUSTRY	PERSONS IN LABOUR FORCE IN 2016	CHANGE IN LABOUR FORCE 2006-2016
Educational services	220	40
Healthcare and social assistance	185	35
Public administration	125	5
Retail trade	115	45
Construction	80	25
Utilities	45	15
Accommodation and food services	40	5
Transportation and warehousing	20	0
Information and cultural industries	20	10
Administrative and support, waste management	20	10
Arts, entertainment and recreation	20	10
Agriculture, forestry, fishing and hunting	10	0
Manufacturing	10	10
Wholesale trade	10	10
Real estate and rental and leasing	10	10
Other services (except public administration)	10	0
Mining and oil and gas extraction	0	0
Finance and insurance	0	0
Professional, scientific and technical	0	0
Management of companies	0	0

BUSINESS HIGHLIGHTS

BUSINESS TYPE	NUMBER OF BUSINESSES	NUMBER OF JOBS
Aboriginal public administration	2	450+
Family services (including Day Cares)	2	150+
Grocery stores	1	50-99
Local or regional public administration	1	20-49
Emergency services	1	10-19
Fitness and recreational sports centres	1	10-19
Restaurants	1	10-19
Support activities for transportation	1	5-9
Radio broadcasting	1	5-9
Banks	1	5-9
Construction contractors	3	3
Lessors or residential buildings	3	3
Highway, street and bridge construction	1	1-4
Health and personal care store	1	1-4

Footnote:

1. This list of businesses are located in Pimicikamak Cree Nation and have a corporate income tax account, payroll deduction account, GST account, report business income on personal income tax, or are a charity.

2. Data source: December 2019 Business Location Counts by CSD (Manitoba)

TOTAL NUMBER OF JOBS

Over 700

TOTAL NUMBER OF BUSINESSES

22



Business Opportunities:

Pimicikamak Cree Nation

Contact: Ryan Castel, Executive Director

(204) 676-2218

Email: ryancastel@crosslakeband.ca

INFRASTRUCTURE

TELECOMMUNICATIONS

Telephone
Satellite Internet and Cable TV

Carriers: Bell MTS,
Broadband Communications North
Shaw TV



AIRPORTS

Cross Lake Airport (YCR)
(204) 335-2024
Carriers: Perimeter Aviation



HIGHWAYS

374 - B1

Winter Road map:
<https://www.gov.mb.ca/mit/winter/maps.html>



FREIGHT CARRIERS

Gardewine North <http://www.gardewine.com/>



UTILITIES

ELECTRICITY

Manitoba Hydro



WATER/WASTEWATER

Water from the Nelson River is chlorinated, filtered and distributed via pipe and water truck delivery. Sewage disposal is a combination of septic tanks, sewage lagoon and treatment facility.



LOCAL ATTRACTIONS AND EVENTS

Cross Lake Indian Days

Community Hall

Playground

School Gym

Outdoor Rink

ADDITIONAL COMMUNITY CONTACTS

Cross Lake Inn

(204) 676-3333

Hillikers Hotel

(204) 676-0001

Travel Manitoba
Northern Travel Guide
2019

<https://www.travelmanitoba.com/manitoba-north/things-to-do/northern-travel-guide/>

COMMUNITY CONTACT

Pimicikamak (Cross Lake) Cree Nation
Chief and Council
P.O. Box 10
Cross Lake, MB R0B 0J0

Phone: (204) 676-2218

Email: ryancastel@crosslakeband.ca



LOOK NORTH CONTACT

Contact your local Look North office for more detailed information about statistics or business data for your community. Your local contact is:

Ken Slobodian
Look North
15 Moak Crescent
Thompson, MB R8N 2B8
Phone: (204) 778-4138 ext. 253
Email: kslobodian@cedf.mb.ca