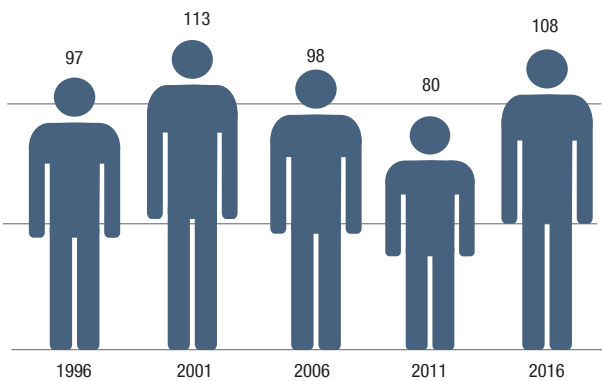


SHERRIDON

Sherridon is a Northern Community located on the Keewatin railway north of Flin Flon. It was built in 1930 as the service centre for the Sherritt Gordon nickel mines, which closed in 1951. The region boasts commercial fishing, trapping, mining, forestry, wild rice, and tourism.

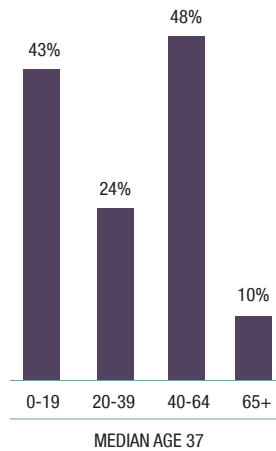
POPULATION CHANGE

Since 1996, population has decreased by 11 people
2016 Median Age = 37



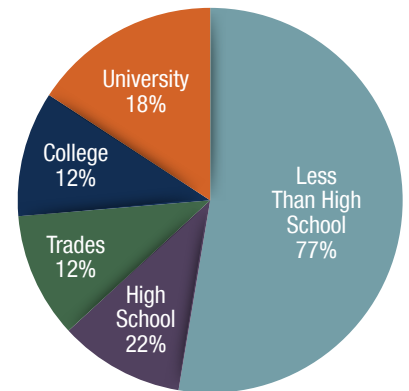
POPULATION BY AGE

2016 total population



EDUCATIONAL ATTAINMENT

2016 total population 15 year and over - 85



MEDIAN MONTHLY SHELTER COSTS 2016 - OWNED DWELLING

\$417*

MEDIAN MONTHLY SHELTER COSTS 2016 - RENTED DWELLING

\$375*

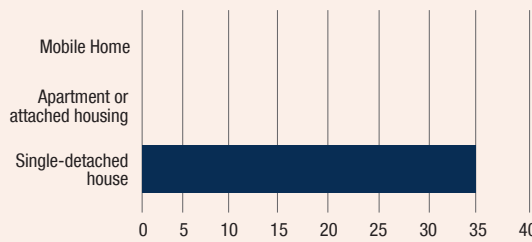
MEDIAN VALUE OF DWELLINGS IN 2016

\$200,162*

*DATA FOR DIVISION NO. 22, UNORGANIZED

HOUSING TYPE IN 2016

Private Households



MEDIAN HOUSEHOLD INCOME

*2016 → **\$95,061**

2011 → \$n/a

*2006 → **\$60,960**

*2001 → **\$57,523**

*1996 → **\$45,791**

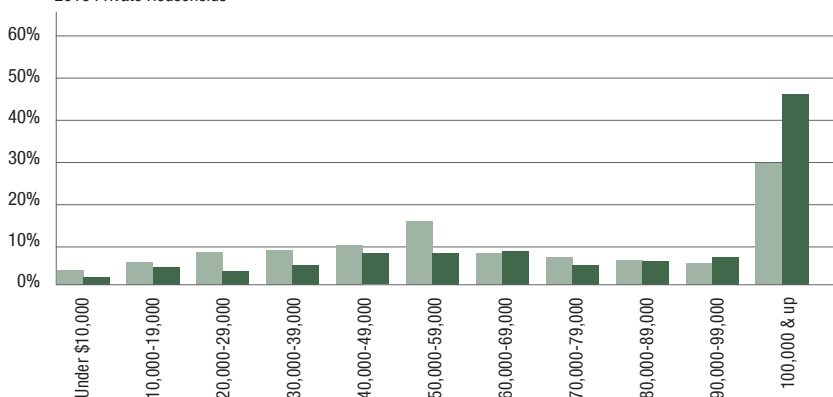
*MEDIAN INCOME DATA FOR DIVISION NO 21, UNORGANIZED



HOUSEHOLD INCOME

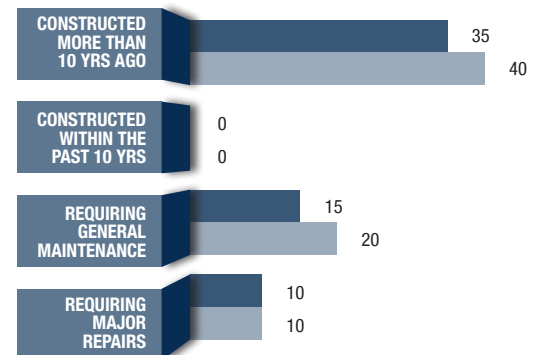
2016 Private Households

■ DIVISION NO 21, UNORGANIZED ■ MANITOBA



PRIVATE DWELLING CHARACTERISTICS

■ 2016 ■ 2006




INDUSTRY HIGHLIGHTS

TOP 5 LARGEST INDUSTRIES



GROWING INDUSTRIES

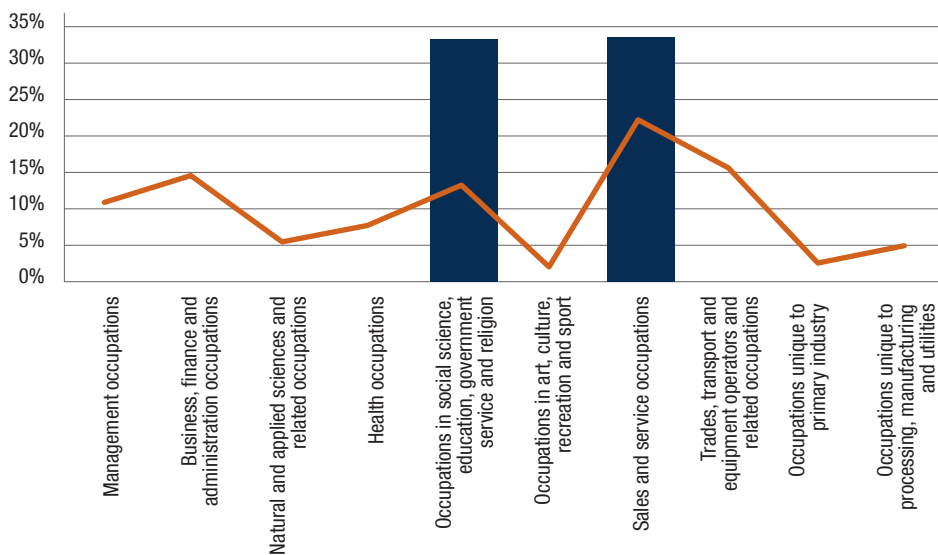
(GROWTH OF OVER 10 JOBS FROM 2006-2016)



LABOUR FORCE BY OCCUPATION

Percentage of labour force – 2016

■ SHERRIDON
■ MANITOBA



FOOTNOTES:

1. DATA SOURCE (UNLESS NOTED OTHERWISE) STATISTICS CANADA, CENSUS OF POPULATION, 2016 CATALOGUE NO. 98-316-X2016001
2. DATA SOURCE FOR POPULATION AND INCOME: STATISTICS CANADA, CENSUS OF POPULATION, 2016 CATALOGUE NO. 98-316-X2016001; 2011 NHD, CATALOGUE NO. 99-004-XWE; 2006 COMMUNITY PROFILES; 2001 COMMUNITY PROFILES AND 1996 PROFILE OF CENSUS DIVISIONS AND SUBDIVISIONS.
3. DATA SOURCE FOR LABOUR: STATISTICS CANADA, CENSUS OF POPULATION, 2016 CATALOGUE NO. 98-316-X2016001; 2006 COMMUNITY PROFILES.
4. DATA ROUNDING WILL IMPACT TOTALS AND PERCENTAGES, MOST NOTABLY IN SMALLER COMMUNITIES.

COMMUTING FLOW

# OF WORKERS	RESIDENCE	PLACE OF WORK
50	Unorganized*	Unorganized*
20	Unorganized*	Opaskwayack
220	Unorganized*	The Pas
20	Unorganized*	Kelsey RM
200	Unorganized*	Flin Flon
20	Unorganized*	Snow Lake
75	Chemawawin	Unorganized*
20	The Pas	Unorganized*
115	Moose Lake FN	Unorganized*

*DIVISION NO. 21, UNORGANIZED

NOTE: SHERRIDON IS LOCATED WITHIN THE TERRITORY OF DIVISION NO. 21, UNORGANIZED.

LABOUR FORCE BY INDUSTRY

INDUSTRY	PERSONS IN LABOUR FORCE IN 2016	CHANGE IN LABOUR FORCE 2006-2016
Educational services	10	10
Healthcare and social assistance	10	10
Arts, entertainment and recreation	10	-5
Accommodation and food services	10	-20
Public administration	10	-25
Agriculture, forestry, fishing and hunting	0	0
Mining and oil and gas extraction	0	0
Utilities	0	0
Construction	0	0
Manufacturing	0	0
Wholesale trade	0	0
Retail trade	0	0
Transportation and warehousing	0	0
Information and cultural industries	0	0
Finance and insurance	0	0
Real estate and rental and leasing	0	0
Professional, scientific and technical	0	0
Management of companies	0	0
Administrative and support, waste management	0	0
Other services (except public administration)	0	-10

BUSINESS HIGHLIGHTS (Division No. 21)

BUSINESS TYPE	NUMBER OF BUSINESSES	NUMBER OF JOBS
Educational services	15	950+
Copper-zinc ore mining	3	600+
Social assistance services (including Day Care)	31	550+
Non-ferrous metal foundries	1	500+
General hospitals	3	450+
Restaurants and drinking places	40	400+
Nursing and residential care facilities	10	400+
Building construction	36	350+
Aboriginal public administration	6	300+
Traveller accommodations	48	300+
Grocery and beverage stores	16	300+
Local, municipal and regional public administration	7	300+
Ambulatory health care services	41	250+
Seafood, food and beverage product wholesalers	7	250+
Paper mills	1	200+
Motor vehicle and parts dealers	17	200+
Real estate	155	200+
Truck transportation	28	200+
Rail transportation	3	150+
Support activities for mining	12	150+
Air transportation	10	150+
Fishing, hunting and trapping	39	100+

Footnote:

1. This list of businesses are located in Division No. 21 and have a corporate income tax account, payroll deduction account, GST account, report business income on personal income tax, or are a charity.
2. Data source: December 2019 Business Location Counts by CSD (Manitoba)

INFRASTRUCTURE / UTILITIES

TELECOMMUNICATIONS

Telephone (Landline and cell service)
Dial up internet
Satellite TV
Carriers: Bell MTS, Shaw



ELECTRICITY

Manitoba Hydro



HIGHWAYS

#10 - RTAC
#291 - AI



RAILWAY/FREIGHT CARRIERS

Keewatin Railway Company (204) 623-5255.
Gardewine North - <http://www.gardewine.com/>



AIRPORTS

Closest airport is Flin Flon Airport (YFO) (204) 687-7747
Charters can be arranged.
Carriers at Flin Flon Airport:
Calm Air, Wings Over Kississing, Good Spirit Air



WATER/WASTEWATER

\$70.00 per month
Sewage is treated at an extended aeration sewage treatment plant.



TOTAL NUMBER OF JOBS (Division No. 21)

Over 9,000

TOTAL NUMBER OF BUSINESSES (Division No. 21)

1182



BUSINESS OPPORTUNITIES

Sherridon Community Council

Contact: Wendy Vachesse

Phone: (204) 468-2026

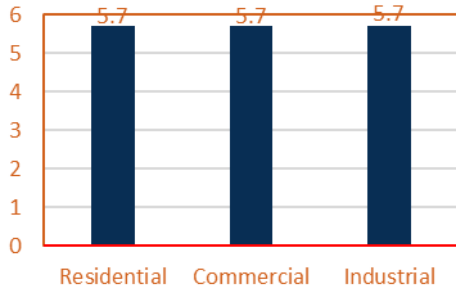
Manitoba Sustainable Development—Lands Branch

Contact: Mike Armstrong

Phone: (204) 627-8252

TAXES

MUNICIPAL MILL RATE



PROVINCIAL INCOME TAX

Up to \$33,389 = 10.80%
Up to \$72,164 = 12.75%
Over \$72,164 = 17.40%
PROVINCIAL SALES TAX
Federal GST = 5%
Provincial PST—7%

TAXABLE ASSESSMENT (2016) (Building, Property and Grants)

\$1,845,030
Business Tax - 3.75%

LOCAL ATTRACTIONS AND EVENTS

Fishing

Community Hall

Campgrounds

Youth Centre

Community Garden

Swimming


Tubing

ADDITIONAL COMMUNITY CONTACTS

Travel Manitoba - Manitoba North	www.travelmanitoba.com/Manitoba-north
Kississing Lake Lodge	(204) 468-2108
Sharron's Outfitting	(204) 468-2025
Whiskey Jack Outfitters	(204) 468-2169
Kississing Lake Campground	(204) 468-2026

COMMUNITY CONTACT

Sherridon Community Council
Wendy Vachsesse
Box 11
Sherridon, MB R0B 1L0
Phone: 204-468-2026
Email: sherridoncoun@gmail.com



LOOK NORTH CONTACT

Contact your local Look North office for more detailed information about statistics or business data for your community. Your local contact is:

Stephanie Johnson
Look North
800 – 31 Main Street
Flin Flon, MB R8A 0T7
Phone: (204) 271-0154
Email: sjohnson@cedf.mb.ca