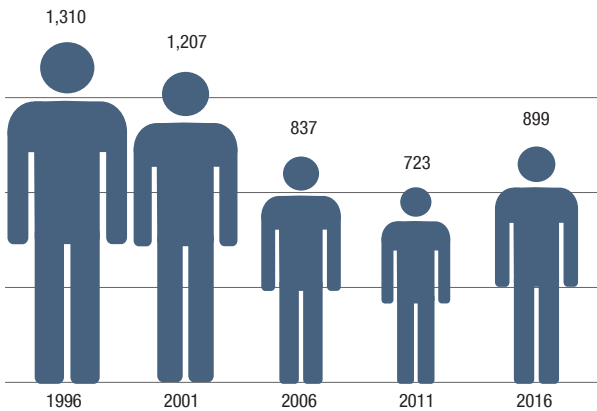


SNOW LAKE

The Town of Snow Lake was incorporated in 1976, although it was formed in the mid 1940's as a gold mining town. Mining continues to be an important industry for the town which also features modern health, education and recreation facilities.

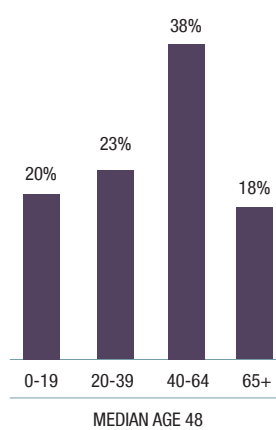
POPULATION CHANGE

Since 1996, population has decreased by 411 people.
2016 Median Age = 48



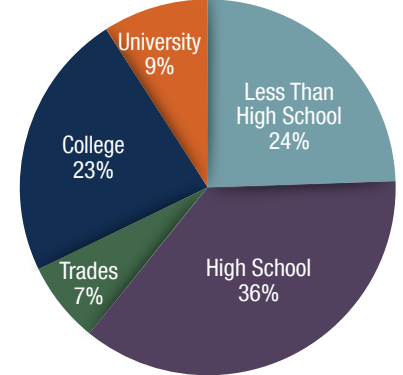
POPULATION BY AGE

2016 total population



EDUCATIONAL ATTAINMENT

2016 total population 15 year and over - 720



MEDIAN MONTHLY SHELTER COSTS 2016 - OWNED DWELLING

\$775

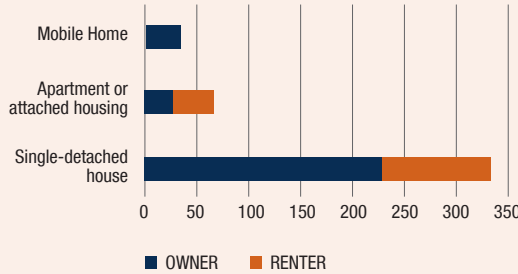
MEDIAN MONTHLY SHELTER COSTS 2016 - RENTED DWELLING

\$749

MEDIAN VALUE OF DWELLINGS IN 2016

\$150,115

HOUSING TYPE IN 2016



MEDIAN HOUSEHOLD INCOME

2016 → **\$95,104**

2011 → **n/a**

2006 → **\$75,515**

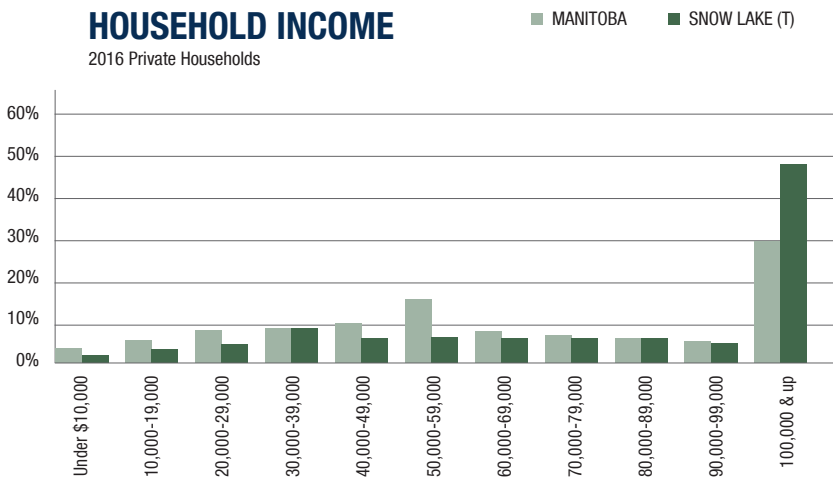
2001 → **\$64,238**

1996 → **\$59,017**

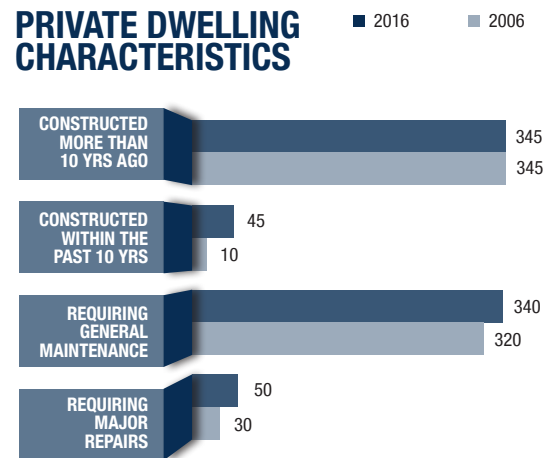


HOUSEHOLD INCOME

2016 Private Households



PRIVATE DWELLING CHARACTERISTICS



INDUSTRY HIGHLIGHTS

TOP 5 LARGEST INDUSTRIES



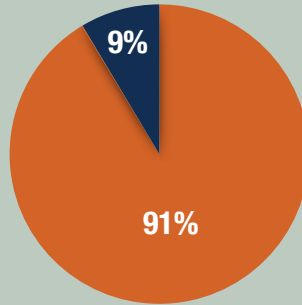
GROWING INDUSTRIES

(GROWTH OF OVER 10 JOBS FROM 2006-2016)



EMPLOYMENT

470 People in the Labour Force 15 years and older

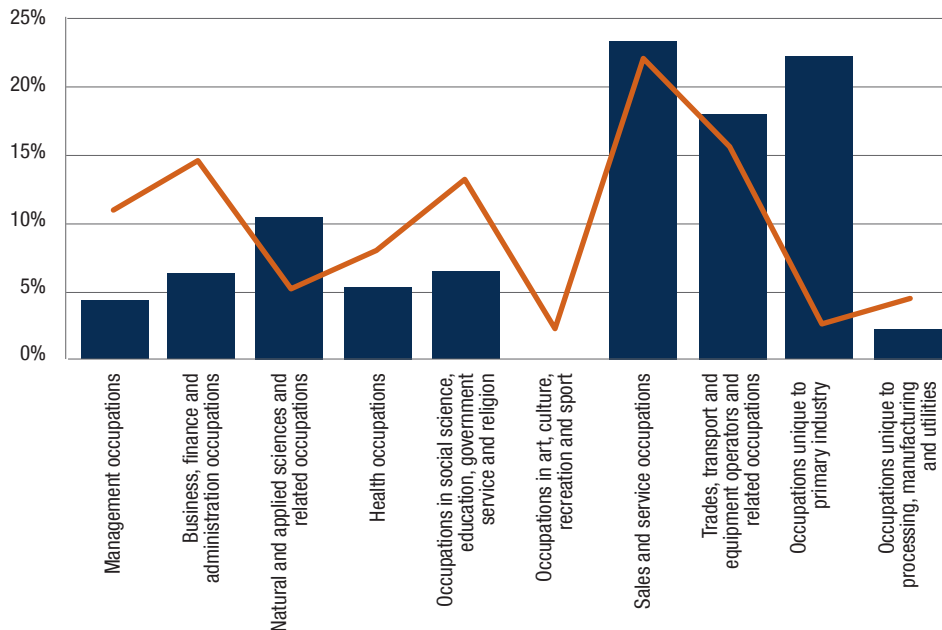


Employed Unemployed



LABOUR FORCE BY OCCUPATION

Percentage of labour force – 2016



FOOTNOTES:

1. DATA SOURCE (UNLESS NOTED OTHERWISE) STATISTICS CANADA, CENSUS OF POPULATION, 2016 CATALOGUE NO. 98-316-X2016001
2. DATA SOURCE FOR POPULATION AND INCOME: STATISTICS CANADA, CENSUS OF POPULATION, 2016 CATALOGUE NO. 98-316-X2016001; 2011 NHD, CATALOGUE NO. 99-004-XWE; 2006 COMMUNITY PROFILES; 2001 COMMUNITY PROFILES AND 1996 PROFILE OF CENSUS DIVISIONS AND SUBDIVISIONS.
3. DATA SOURCE FOR LABOUR: STATISTICS CANADA, CENSUS OF POPULATION, 2016 CATALOGUE NO. 98-316-X2016001; 2006 COMMUNITY PROFILES.
4. DATA ROUNDING WILL IMPACT TOTALS AND PERCENTAGES, MOST NOTABLY IN SMALLER COMMUNITIES.

COMMUTING FLOW

# OF WORKERS	RESIDENCE	PLACE OF WORK
20	Snow Lake	Flin Flon
320	Snow Lake	Snow Lake
20	Unorganized*	Snow Lake

*DIVISION NO. 21 UNORGANIZED

LABOUR FORCE BY INDUSTRY

INDUSTRY	PERSONS IN LABOUR FORCE IN 2016	CHANGE IN LABOUR FORCE 2006-2016
Mining and oil and gas extraction	165	40
Construction	50	40
Accommodation and food services	50	35
Retail trade	45	0
Healthcare and social assistance	35	-15
Public administration	30	0
Other services (except public administration)	25	15
Finance and insurance	15	15
Arts, entertainment and recreation	15	15
Manufacturing	10	-35
Information and cultural industries	10	0
Professional, scientific and technical	10	10
Agriculture, forestry, fishing and hunting	0	-10
Utilities	0	0
Wholesale trade	0	-10
Transportation and warehousing	0	-10
Real estate and rental and leasing	0	0
Management of companies	0	0
Administrative and support, waste management	0	-10
Educational services	0	-20

BUSINESS HIGHLIGHTS

BUSINESS TYPE	NUMBER OF BUSINESSES	NUMBER OF JOBS
Grocery stores	1	20-49
Air transportation	1	20-49
General hospitals	1	20-49
Hotel and Bed and breakfasts	3	21-42
Chemical product merchant	1	10-19
Home centre	1	10-19
Hunting and fishing camps	2	10-19

Footnote:

1. This list of businesses are located in Snow Lake and have a corporate income tax account, payroll deduction account, GST account, report business income on personal income tax, or are a charity.
2. Data source: December 2019 Business Location Counts by CSD (Manitoba)



TOTAL NUMBER OF JOBS
Over 166

TOTAL NUMBER OF BUSINESSES
60

BUSINESS OPPORTUNITIES

Town of Snow Lake Sites for Sale

For all listings from the Town of Snow Lake, follow this link:

<http://www.snowlake.com/p/property-listing>

Commercial/Industrial Buildings for Sale

<http://www.snowlake.com/p/property-listing>

Contact: CAO Robert Hedley, 204-358-2551

INFRASTRUCTURE / UTILITIES

TELECOMMUNICATIONS

Telephone (Landline and cell service)
High Speed Internet
Wireless internet
Cable Television
Carriers: Bell MTS, Shaw



ELECTRICITY

Manitoba Hydro



HIGHWAYS

#392- Class A1
Winter Road map:
<https://www.gov.mb.ca/mit/winter/maps.html>



RAIL

Keewatin Railway Company (via The Pas) <http://www.krcrail.ca/route-map>
Via Rail (via Ponton) <https://www.viarail.ca/en/explore-our-destinations/stations/prairies-and-northern-manitoba/list>
Hudson's Bay Railway (via The Pas) <http://arcticgateway.com/the-gateway/#railway>

AIRPORTS

Snow Lake Airport (CJE4)
Phone: 204-358-0128
Contact: Mike Hrooshkin
Carriers: Gogal Air Services Ltd.

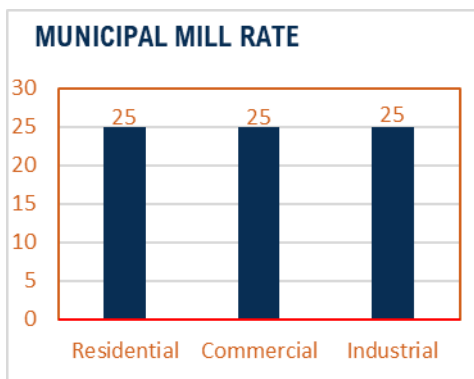


WATER/WASTEWATER

Metered - Water - \$2.30 per m3 / mo.
Wastewater - \$4.12 per m3 / mo.
Unmetered - \$879.58/quarterly
Customer Service Charge - \$12.68/quarter



TAXES



PROVINCIAL INCOME TAX

Up to \$33,389 = 10.80%

Up to \$72,164 = 12.75%

Over \$72,164 = 17.40%

PROVINCIAL SALES TAX

Federal GST = 5%

Provincial PST—7%

TAXABLE ASSESSMENT (2016) (Building, Property and Grants)

\$42,636,210

LOCAL ATTRACTIONS AND EVENTS

Snow Lake Chamber of Commerce Trade Show

Sunset Bay Beach

Nearby Lakes for Fishing

Wekusko Falls Campground

Snowmobile Trails

Ski Trails

ADDITIONAL COMMUNITY CONTACTS

Snow Lake
Recreation

<http://www.snowlake.com/p/recreation>

Community
Futures
Greenstone

Contact: Becky Cianflone
<https://cfmanitoba.ca/regions/greenstone/>

COMMUNITY CONTACT

Robert Hedley, CAO
Town of Snow Lake
Box 40
Snow Lake, MB R0B 1M0
Phone: 204-358-2551
Email: snowlake@mymts.net



TOWN OF SNOW LAKE

LOOK NORTH CONTACT

Contact your local Look North office for more detailed information about statistics or business data for your community. Your local contact is:

Stephanie Johnson
Look North
800 – 31 Main Street
Flin Flon, MB R8A 0T7
Phone: 204-271-0154.
Email: sjohnson@cedf.mb.ca