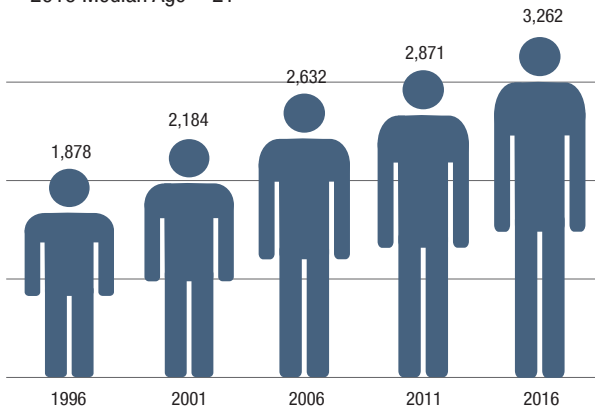


ST. THERESA POINT

St. Theresa Point First Nation was established in 1969 when the Island Lake area communities decided to establish four separate administrations. While still working with its neighbours, St. Theresa Point has grown to a bustling community with a registered population of over 4,000 people.

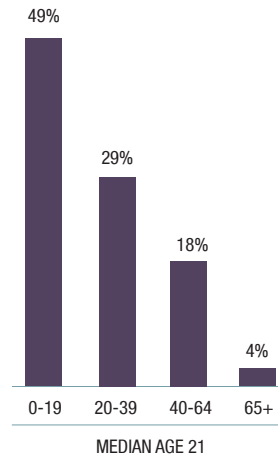
POPULATION CHANGE

Since 1996, population has increased by 1384 people
2016 Median Age = 21



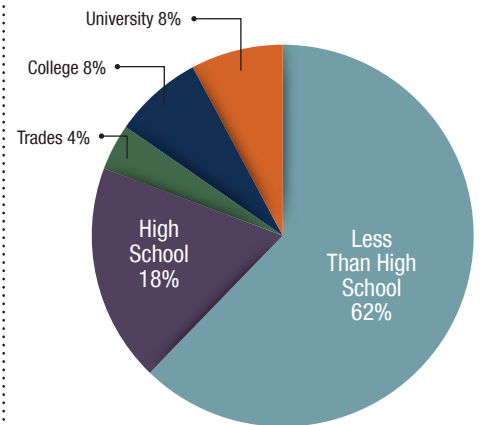
POPULATION BY AGE

2016 total population



EDUCATIONAL ATTAINMENT

2016 total population 15 year and over - 1920

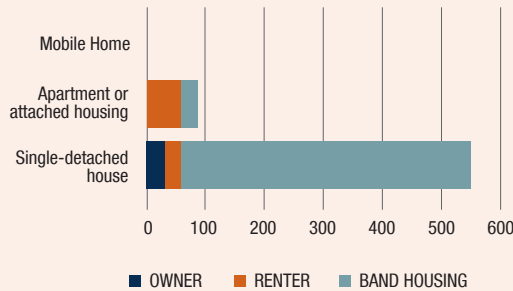


FAMILIES IN PRIVATE HOUSEHOLDS **735**

AVERAGE HOUSEHOLD SIZE **5.5**

NUMBER OF PRIVATE HOUSEHOLDS **595**

HOUSING TYPE IN 2016



MEDIAN HOUSEHOLD INCOME

2016 ➔ **\$43,315**

2011 ➔ **\$31,925**

2006 ➔ **\$36,480**

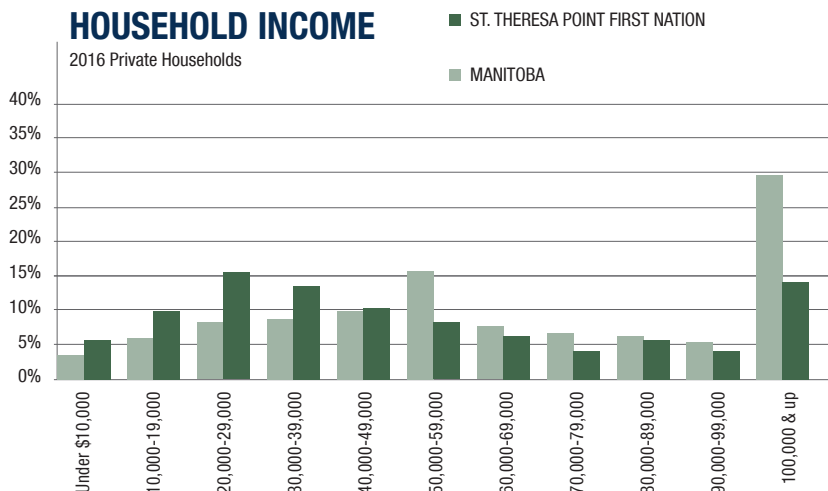
2001 ➔ **\$29,099**

1996 ➔ **\$23,125**

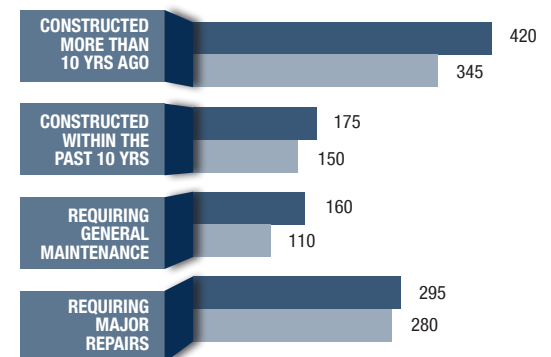


HOUSEHOLD INCOME

2016 Private Households



PRIVATE DWELLING CHARACTERISTICS



INDUSTRY HIGHLIGHTS

TOP 5 LARGEST INDUSTRIES

Education

Public administration

Construction

Healthcare

Retail

GROWING INDUSTRIES


(GROWTH OF OVER 10 JOBS FROM 2006-2016)

Construction

Public administration

Education

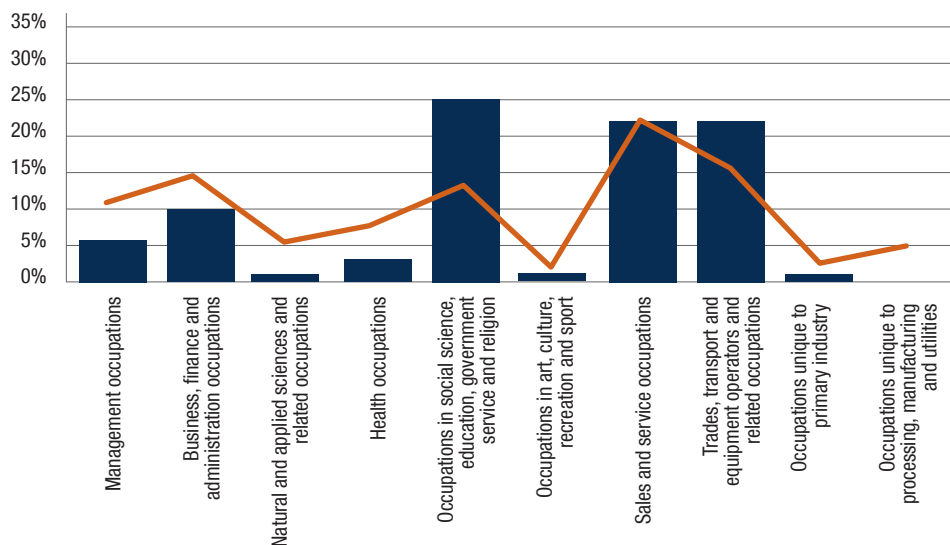
Real estate



LABOUR FORCE BY OCCUPATION

Percentage of labour force – 2016

■ ST. THERESA POINT FIRST NATION
■ MANITOBA



FOOTNOTES:

1. DATA SOURCE (UNLESS NOTED OTHERWISE) STATISTICS CANADA, CENSUS OF POPULATION, 2016 CATALOGUE NO. 98-316-X2016001
2. DATA SOURCE FOR POPULATION AND INCOME: STATISTICS CANADA, CENSUS OF POPULATION, 2016 CATALOGUE NO. 98-316-X2016001; 2011 NHD, CATALOGUE NO. 99-004-XWE; 2006 COMMUNITY PROFILES; 2001 COMMUNITY PROFILES AND 1996 PROFILE OF CENSUS DIVISIONS AND SUBDIVISIONS.
3. DATA SOURCE FOR LABOUR: STATISTICS CANADA, CENSUS OF POPULATION, 2016 CATALOGUE NO. 98-316-X2016001; 2006 COMMUNITY PROFILES.
4. DATA ROUNDING WILL IMPACT TOTALS AND PERCENTAGES, MOST NOTABLY IN SMALLER COMMUNITIES.

COMMUTING FLOW

# OF WORKERS	RESIDENCE	PLACE OF WORK
575	St. Theresa Point FN	St. Theresa Point FN

LABOUR FORCE BY INDUSTRY

INDUSTRY	PERSONS IN LABOUR FORCE IN 2016	CHANGE IN LABOUR FORCE 2006-2016
Educational services	205	75
Public administration	155	90
Construction	130	105
Healthcare and social assistance	105	0
Retail trade	70	0
Transportation and warehousing	25	-15
Accommodation and food services	25	5
Administrative and support, waste management	20	5
Other services (except public administration)	15	5
Utilities	10	0
Real estate and rental and leasing	10	10
Agriculture, forestry, fishing and hunting	0	0
Mining and oil and gas extraction	0	-10
Manufacturing	0	0
Wholesale trade	0	-10
Information and cultural industries	0	-10
Finance and insurance	0	0
Professional, scientific and technical	0	0
Management of companies	0	0
Arts, entertainment and recreation	0	0

BUSINESS HIGHLIGHTS (Division No. 22)

BUSINESS TYPE	NUMBER OF BUSINESSES	NUMBER OF JOBS
Aboriginal public administration	21	1750+
Schools and educational services	9	980+
Social services (including day cares)	31	650+
General hospitals	2	550+
Restaurants and drinking places	39	550+
Grocery, convenience and liquor stores	22	550+
Nickel copper ore mining	1	500+
Hydro-electric power generation	1	500+
Ambulatory health care services	43	450+
Nursing and residential care facilities	14	300+
Civic and social organizations	43	250+
Federal government public administration	2	250+
Radio broadcasting	4	250+
Air transportation	8	250+
Traveller accommodations	22	200+
Local, municipal and regional public administration	3	200+
Machinery, automotive and equipment repairs	28	200+
Business support services	9	200+
General merchandise stores	9	200+
Real estate	111	200+
Heavy and civil engineering construction	10	150+
Gasoline stations	10	150+
Motor vehicle and parts dealers	14	150+
Building construction	20	150+

Footnote:

1. This list of businesses are located in Census Division No. 22 and have a corporate income tax account, payroll deduction account, GST account, report business income on personal income tax, or are a charity.
2. Data source: December 2019 Business Location Counts by CSD (Manitoba)

TOTAL NUMBER OF JOBS (Division No. 22)

Over 10,500

TOTAL NUMBER OF BUSINESSES (Division No. 22)

932



Business Opportunities:

St. Theresa Point First Nation

Contact: Band Office

(204) 462-2106

Contact: Janet Wood, Business Development Officer

(204) 462-2106 Ext. 254

mjmwood@live.com

INFRASTRUCTURE

TELECOMMUNICATIONS

Telephone
Satellite Internet

Carriers: Bell MTS,
Broadband Communications North



AIRPORTS

St. Theresa Point Airport (YST)
(204) 462-2084
Carriers: Perimeter Aviation,
Northway Aviation



HIGHWAYS

Winter road access to Hwy #373 and #391.

Winter Road map:
<https://www.gov.mb.ca/mit/winter/maps.html>



FREIGHT CARRIERS

Freight service via winter roads by
Gardewine North <http://www.gardewine.com/>



UTILITIES

ELECTRICITY

Manitoba Hydro



WATER/WASTEWATER

Treated water from Island Lake is distributed through main water supply lines.

Pit privies are utilized by most residents, although some areas are serviced by a sewage treatment plant.



LOCAL ATTRACTIONS AND EVENTS

Treaty Days

Annual Bannock Festival

Fishing Tournaments

ADDITIONAL COMMUNITY CONTACTS

Contact Band Office to
Arrange Accommodations

(204) 462-2106

St. Theresa Point
First Nation

www.stpfirstnation.com

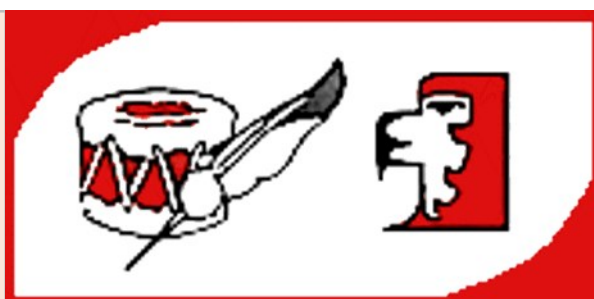
Travel Manitoba Northern
Travel Guide 2019

<https://www.travelmanitoba.com/manitoba-north/things-to-do/northern-travel-guide/>

COMMUNITY CONTACT

St. Theresa Point First Nation
Janet Wood, Business Development Officer
P.O. Box 520
St. Theresa Point, MB R0B 1J0

Phone: (204) 462-2106
Email: mjmwood@live.com



LOOK NORTH CONTACT

Contact your local Look North office for more detailed information about statistics or business data for your community. Your local contact is:

Kurt Thibault
Look North
15 Moak Crescent
Thompson, MB R8N 2B8
Phone: (204) 778-4138 ext. 252
Email: kthibault@cedf.mb.ca